关于鼎耐

公司位于中国经济最发达的东南沿海地区，国家级开发区宁波经济技术开发区春晓园区，交通环境极为便利。现代化标准厂房占地面积62000平方米，总建筑面积68000平方米，绿地面积11770平方米，同时拥有各类阀门管道设计制造专业人才50余人，是中国最先进的塑胶阀门和管道研发、制造基地之一，是目前国内第一家从设计开发到制造生产塑胶管道、阀门的公司。作为全国重点的塑胶管道、阀门生产基地，鼎耐，以提供全套产品系列的管道和阀门产品为世人所熟知。

鼎耐已经汇集了二十多年的经验，形成了稳固的根基，面对任何应用的挑战，鼎耐都能给出完善的解决方案。为了进一步提高产品质量，适应市场竞争，满足各种产业需求，为用户提供更齐全的配套产品，满足客户一次性采购需要。我公司引进德国克劳斯玛菲先进板材管道流水线及技术，拥有国内行业最大、最先进注塑机。采用进口的原材料生产高品质各种规格工业用CPVC管路系统、冷热水用CPVC管路系统、工业用UPVC管路系统、给水用UPVC管路系统、工业用PVDF管路系统、超纯水用PVDF管路系统、消防用CPVC管路系统、工业用FRPP管路系统、工业用PPH管路系统、板材、贮罐及阀门等。其中阀门系列产品包括：隔膜阀、蝶阀、球阀、截止阀、止回阀等。主要材料有PPH、CPVC，PVDF, FRPP ,UPVC等。 我公司具备模具设计，产品注塑、加工制造，产品出厂检测所需的全部塑料注塑机，金属切削，出厂检测等设备。今天，鼎耐公司已成为国内及世界上产品材质最多样，规格最齐全，品质最可靠的塑胶管道、板材、阀门专业制造商之一。

在塑胶管道和防腐阀门行业不断发展的今天，公司通过ISO9001质量管理体系，ISO14001环境管理体系认证，IOS18001职业安全健康管理体系认证，TS特种设备制造许可认证，是浙江省高新技术企业，宁波首批节能减排合格企业。鼎耐公司将全面组合人才优势、品牌优势、文化优势，大力实施技术、质量、品牌战略，继续坚持以质量求效益、技术求进步、竞争求生存、管理求发展的发展理念，不断更新理念，打造优质品牌产品，满足市场需求，争做行业领头羊。

鼎耐人将不断努力！我们的理想与努力方向：“与客户共发展，共繁荣，做世界最具竞争力的制造商。”

DINAI

About Dingnai

The company is located in Chunxiao Park, Ningbo Ec-onomic & Technology level Development Zone, at Southeast China coastline area with most developed economy, where enjoys very convenient traffic, occupies a floorage of 62000 sq.m of modern standard plant, and an overall construction area of 68000 sq.m. and a green area of 11770 sq.m. moreover, a team consisting of over 50 talents professional in design and manufacture of valve pipelines, it is one of most advanced base for R & D and manufacture of rubber valves and pipelines, the company is the first one in the domestic to design, R&D and produce rubber pipelines and valves. As the national key production base for rubber pipeline and valve, Dingnai is well-known for its whole-set and whole series of pipelines and valves.

Dingnai has gathered more than Twenty years's experience and established a solid foundation to face any application challenge and offer you perfect solution. In order to further improve the quality of products, suit market competition, meet varied industrial needs, offer clients with complete matching products and meet one-time purchasing requirements of clients, the company introduces advanced German Krauss-Maffei streamline and technologies of sheet pipelines and have possession of largest and most advanced injection machine in the domestic, Using imported raw materials to produce high quality CPVC pipeline systems of various specifications applicable for industrial use, cold and water use, UPVC pipeline applicable for industrial use, water supply application, PVDF pipeline suitable for industrial use, ultra-pure water use and CPVC pipeline suitable for fire control, and industrial-use FRPP pipeline system, industrial-use PPH pipeline, sheet materials, storage tank and valve etc., Especially valves involving diaphragm valve , butterfly valve, ball valve, stop valve, check valve and so on. Main materials consist of PPH, CPVC,PVDF,FRPP and UPVC. Our company has all plastic injection machines necessary for mold design, product injection, processing and product delivery, and equipments for metal cutting and ex-factory examination etc.. Today, Dingnai Company has become one of professional manufacturers home and abroad of rubber pipeline, sheet materials and valves with most varied materials, most complete specifications and best quality.

At present, under the continuous development of rubber pipeline and corrosion-resistant valve industries, the company has obtained the certifications of ISO9001 quality control system, ISO14001 environmental management system, ISO18001 employment safety and health management system, TS man-ufacture license for special equipments, as a high tech enterprise in Zhejiang province, it is also one of the first ones in Ningbo City to be qualified for energy saving and consumption reduction. Dingnai will wholly integrate the advantages of talents, brand and culture to greatly perform technical, quality and brand strategies and abides by the development concepts of quality-based benefits, technology improvement, competition survival and management-based development, continuously upgrades concepts and constructs high quality brand products to meet the needs of market and be industrial leader.

Dingnai people will be going to try real real hard, our goal of ideal and efforts is to commonly develop and flourish with clients, and to be global manufacturer with best competitiveness.

园林式、生态化的生产办公环境

Park-like and environmental-friendly production and office environment

关于环境

About Environment

集纳智慧 创新 满意•恪守规范 客观 严谨

Collection the Wisdom Innovation and Satisfaction Abide by the Norms Objective and Stringent.

凝聚梦想，展现辉煌

Hasing Dream, Displaying Resplrndence

我们需要敏锐的察觉新的变化。吸取新的理念，不断地加以丰富和实践，让创新成为团队运作的一个日常的思维方法，让创立一个富有个性特色的强势品牌逐步成为一个执著的努力方向，让鼎耐成为一张新的王牌，让人才工程建设成为我们事业永葆青春的根本动力，真诚到永远。

A keen awareness is required for new change to absorb new concepts and make continuous enriching and practising, so as to enable innovation to be a daily thinking approach for team operation, to create a distinguished and powerful brand as a persistent striving target. Dingnai becomes a new trump card and its fundamental driving force of forever young enterprising is based on talent building, as well as a forever sincerity.

生产装备
Production Equipment

科技创新，缔造优秀品质

我们把质量理解为：整个操作流程的品质控制，从原材料采购上、产品生产、半成品、检验到销售及售后服务，我们都把精益求精的质量和对用户的尊重与敬意及责任倾注其中。
公司本着“团结拼搏、求实创新、重质兴业、精心制造”的质量方针，从狠抓产品质量入手，积极做到生产程序化，操作规范化，同时为确保产品质量，公司引进德国和美国生产流水线及技术，使公司产品质量稳步提升，确保用户经济利益。

Technological Innovation, to Create Excellent Quality

We take the quality as quality control through whole operation process from raw materials purchase, production, semi-finished products, test, sales and after-sale service, and devote to the pursue of excellent quality and the respect and responsibility of clients.
Based on the quality policies of Team-working, practising, innovation, quality-emphasizing, exquisite manufacturing, our company starts with the quality of products to actively perform production procedure programmed and operation standardized so as to ensure the quality, Germany and USA production lines and technologies are introduced to enable quality to be enhanced and ensure the benefits of users.

提升档次为目标，优化检测为保障

Level promotion as the goal, inspection optimization as the guarantee

产品专利

Product patent

产品目录
Product Contents

CPVC管材系列
CPVC Series

- 材质：CPVC
- 尺寸：DN15~DN600
- 连接方式：承插粘接

- Material: CPVC
- Size：DN15~DN600
- Connection mode : Receives inserts the cementation



CPVC 化工管材 (连接方式：承插粘接)
CPVC pipe (Connection Mode:Socket Adhesion)

GB/T18998.2 - 2003					
公称通径 Nom Size	公称外径 OD	长度 L	壁厚及公差 Wall Thickness&Tolerance		
DN(mm)	Ø(mm)	mm	1.6MPa	1.0MPa	
15	20	4000	2.5		+0.4
20	25	4000	2.7		+0.4
25	32	4000	2.9		+0.4
32	40	4000	3.1		+0.4
40	50	4000	3.7		+0.4
50	63	4000	4.7		+0.4
65	75	4000	5.5		+0.4
80	90	4000	6.7		+0.4
100	110	4000	8.1		+0.4
125	140	4000		8.5	+0.5
150	160	4000		9.7	+0.6
200	225	4000		10.8	+0.7
250	280	4000		15	+0.8
300	315	4000		17.5	+0.8
350	355	4000		19.1	+0.9
400	400	4000		21	+0.9
450	450	4000		24.5	+01.2
500	500	4000		27	+1.5
600	630	4000		30	+3.3

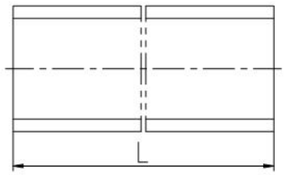

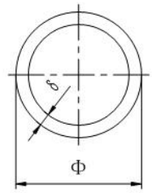

标准长度：4m
Standard Length: 4m

注：若需非标准管件，可以按图样制作。
Note: For non-standard pipes and tube produced by drawing

直通（连接方式：承插粘接）

Two-way (Connection Mode: Socket Adhesion)

公称通径 Nom Size DN (mm)	公称外径 OD Ø (mm)	外形尺寸 OD（mm）			
		D	d	L	Z
15	20	26	20	35	16
20	25	32	25	40	20
25	32	40	32	48	22
32	40	50	40	56	27
40	50	61	50	66	31
50	65	75	65	80	38
65	75	88	75	92	44
80	90	104	90	107	51
100	110	127	110	128	61
125	140	158	140	159	76
150	160	180	160	183	86
200	225	245	225	200	95
250	280	310	280	228	110
300	315	351	315	330	150
350	355	391	355	380	184
400	400	452	400	485	230
450	450	495	450	750	231
500	500	540	500	760	256
600	630	678	630	890	321

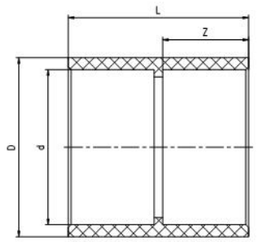

三通（连接方式：承插粘接）

Tee (Connection Mode:Socket Adhesion)

公称通径 Nom Size DN (mm)	公称外径 OD Ø (mm)	外形尺寸 OD（mm）				
		D	d	H	L	Z
15	20	28	20	30.5	59	16.5
20	25	33.4	25	37.2	65	20.5
25	32	41.6	32	42.8	78.3	22
32	40	50	40	51.5	94.5	26.5
40	50	62	50	62.5	114	31.5
50	65	77	63	76.9	141.5	38.4
65	75	90	75	84	165.6	39
80	90	106.6	90	104.3	195	51
100	110	128	110	125	235	61
125	140	162	140	156.3	302	75.3
150	160	183.5	160	176.75	340	85
200	225	253	225	244.5	526	118
250	280	310	280	302	572	147
300	315	356	315	334	665	156
350	355	405	355	350	737	180
400	400	442	400	429	830	208
450	450	498	450	484	928	235
500	500	542	500	660	1140	180
600	630	670	630	730	1230	220

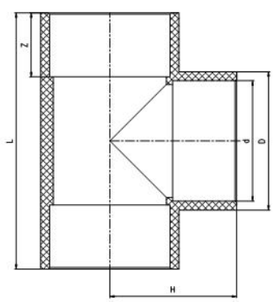

注：若需非标准管件，可以按图样制作。
Note: For non-standard pipes and tube produced by drawing

异径三通（连接方式：承插粘接）

Reducing Tee (Connection Mode:Socket Adhesion)

公称通径 Nom Size DN (mm)	外形尺寸 OD（mm）							
	D1	d1	D2	d2	H	L	Z1	Z2
20/15	33.5	25	28	20	35.5	65.6	19	19
25/15	41.6	32	41.6	20	43	78.3	22	16
40/15	62	50	62	20	57.5	114	31.5	16
40/20	62	50	62	25	57.5	114	31	22
40/25	62	50	62	32	68	114	31.5	26
50/15	76	63	41	20	60	114	36	16
50/25	76	63	62	32	70	124	31	22
50/40	76	63	76	50	84	141.5	38	34
65/50	90	75	90	63	93	165.6	39	38
80/15	106.6	90	106.6	20	120	195	51	16
80/25	106.6	90	106.6	32	120	195	51	26
80/40	106.6	90	106.6	50	115	195	51	45
80/50	106.6	90	106.6	63	111	195	51	37
100/40	127	110	76	50	113	207	52	34
100/50	127	110	76	63	102.5	207	52	37
100/80	128	110	128	90	127	235	61	58
150/25	183.5	160	77	32	138	350	77	24
150/40	183.5	160	77	50	132	350	77	34
150/50	174	160	77	63	190	350	77	36
150/65	183.5	160	183.5	75	190	340	85	44
150/80	183.5	160	183.5	90	190	340	85	58
150/100	183.5	160	183.5	110	177	340	85	61
200/80	251	225	253	90	263	526	118	58
200/100	253	225	253	110	252	526	118	61
200/150	253	225	253	160	252	526	118	86
250/50	308	280	75	63	192	254	123	37
250/80	308	280	110	90	205	508	123	50
250/100	308	280	127	110	216	508	123	61
250/150	308	280	180	160	240	508	123	86
250/200	310	280	310	225	302	572	147	118
300/40	355	315	61	50	209	332	151	31
300/50	355	315	75	63	220	332	151	37
300/80	355	315	107	90	235	333	151	52
300/100	355	315	146	110	248	664	151	68
300/125	355	315	167	140	254	665	151	75
300/150	355	315	180	160	264	664	151	86
300/200	355	315	251	225	274	664	151	96
300/250	356	315	356	280	334	665	156	149
350/50	397	355	75	63	236	405	186	37
350/80	397	355	110	90	249	405	186	50
350/100	397	355	127	110	259	810	205	61
350/150	397	355	180	160	285	810	205	86
350/200	397	355	251	225	295	810	205	96
350/250	400	356	400	280	370	740	185	147
350/300	400	356	400	315	370	740	185	156
400/150	447	400	180	160	310	940	226	86
400/200	447	400	251	225	320	940	226	96
400/250	447	400	309	280	347	940	226	123
400/300	447	400	355	315	393	940	226	170

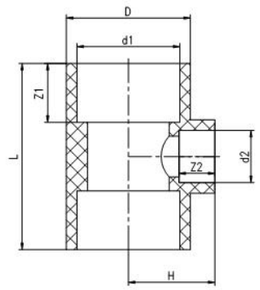

四通（连接方式：承插粘接）

Cross (Connection Mode:Socket Adhesion)

公称通径 Nom Size DN (mm)	公称外径 OD Ø (mm)	外形尺寸 OD（mm）			
		D	d	L	Z
15	20	26	20	35	16
20	25	32	25	40	20
25	32	40	32	48	22
32	40	50	40	56	27
40	50	61	50	66	31
50	63	75	63	80	38
65	75	88	75	92	44
80	90	104	90	107	51
100	110	127	110	128	61
125	140	158	140	159	76
150	160	180	160	183	86
200	225	245	225	200	95

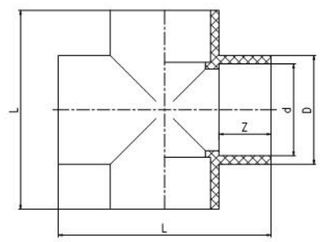

大小头（连接方式：承插粘接）
Reducer (Connection Mode:Socket Adhesion)

公称通径 Nom Size DN (mm)	外形尺寸 OD（mm）					
	D	d1	d2	L	Z2	Z1
15*20	31	25	20	38	16	21
20*25	41	32	25	46	20	24
25*32	51	40	32	54	23	27
32*40	58.5	50	40	61	26	33
40*50	76	63	50	70	32	38
50*65	92	75	63	89	37	47
65*80	103	90	75	111	39	54
80*100	127	110	90	121	52	62
100*125	163	140	110	147	62	78
125*150	183	160	140	172	69	90
150*200	250	225	160	190	88	91
100*40	127	110	50	139	36	62
100*50	127	110	63	138	36	61
100*65	127	110	75	119	40	66
150*100	177	160	110	181	59	90
32*20	48	40	25	52	18	28
40*25	58	50	32	61	22	34
50*15	74	63	20	81	22	40
50*25	74	63	32	81	22	40
50*32	73	63	40	76	25	41
80*25	113	90	32	108	22	54
80*40	103	90	50	97	31	55
80*50	103	90	63	111	38	54
250*100	308	280	110	290	123	61
250*150	308	280	160	280	123	86
250*200	308	280	225	280	123	118
300*150	397	355	160	473	205	86
300*250	397	355	225	482	205	96
350*150	397	355	280	508	205	123
350*200	447	400	225	547	226	96
350*250	447	400	280	508	205	123
400*200	447	400	225	547	226	96
400*250	447	400	280	573	226	123
400*300	447	400	315	623	226	170
400*350	447	400	355	661	226	205
450/300	500	450	315	680	220	170
600*400	673	630	400	722	220	226
600*500	673	630	500	920	220	180

注：若需非标准管件，可以按图样制作。
Note: For non-standard pipes and tube produced by drawing

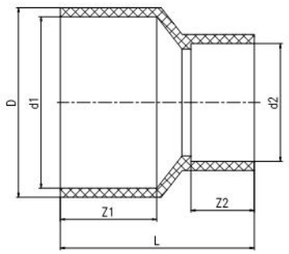

45°弯头（连接方式：承插粘接）
45°Elobw (Connection Mode:Socket Adhesion)

公称通径 Nom Size DN (mm)	公称外径 OD Ø (mm)	外形尺寸 OD（mm）			
		D	d	L	Z
15		29	20	27.8	15.8
20		32	25	32	18.6
25		39.5	32	36	22.5
32		49	40	44	29
40		60	50	52	30
50		74	63	63	38
65		89	75	72	43
80		106	90	82	47
100		127	110	101	58
125		159	140	118	73.5
150		181	160	132	84.5
200		252	225	184	116.5
250		309	280	253	123
300		355	315	330	151
350		397	355	317	186
400		447	400	372	226
500		542	500	550	180
600		673	630	705	220

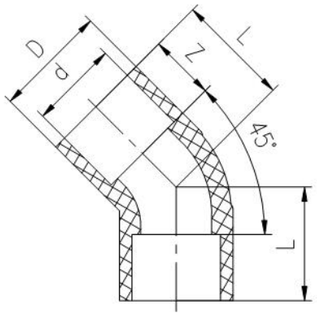

90°弯头（连接方式：承插粘接）
90°Elobw (Connection Mode:Socket Adhesion)

公称通径 Nom Size DN (mm)	公称外径 OD Ø (mm)	外形尺寸 OD（mm）			
		D	d	L	Z
15		28	20	27	17
20		33	25	32.5	19.5
25		41.3	32	39.35	22
32		50	40	47	27
40		62	50	56	31.5
50		77	63	71.5	38
65		89.4	75	82.3	44
80		106.5	90	96.75	53
100		128	110	117	61
125		161	140	149.5	75
150		182.6	160	167.7	87
200		253.5	225	236.25	119
250		310	280	295	138
300		355	315	332.5	154
350		403	355	381.5	184
400		440	400	435	206
450		500	450	475	230
500		542	500	680	180
600		670	630	845	220

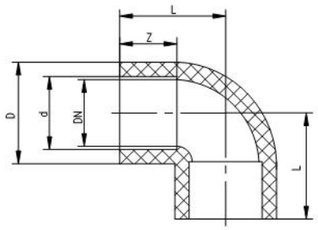

法兰
Flange

公称通径 Nom Size DN (mm)	公称外径 OD Ø (mm)	外形尺寸 OD（mm）						
		D2	d	Z	D1	Øe	D2	D2
15	20	95	20	16	65	14	13	4
20	25	105	25	0	75	14	17	4
25	32	115	32	22	85	14	18	4
32	40	140	40	27	100	18	20	4
40	50	150	50	31	110	18	20	4
50	63	165	63	38	125	18	25	4
65	75	185	75	44	145	18	25	4
80	90	200	90	51	160	18	26	8
100	110	220	110	61	180	18	28	8
125	140	250	140	76	210	18	30	8
150	160	280	160	86	240	22	30	8
200	225	340	225	119	295	22	30	8
250	280	390	280	146	350	22	30	12
300	315	445	315	164	400	22	43	12
350	355	535	355	185	560	22	43	16
400	400	565	400	206	515	26	60	16
450	450	615	450	231	565	26	70	20
500	500	670	500	256	620	26	75	20
600	630	780	630	321	725	30	80	20

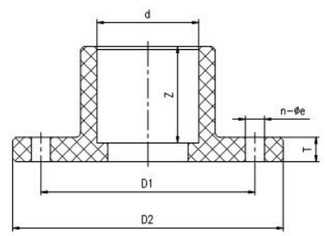

盲法兰
Blind flange

公称通径 Nom Size DN (mm)	外形尺寸 OD（mm）				
	D2	D	T	Øe	n
15	65	95	12±1	14	4
20	75	105	14±1	14	4
25	85	115	14±1	14	4
32	100	140	14±1	18	4
40	110	150	16±1	18	4
50	125	165	16±1	18	4
65	145	185	16±1	18	4
80	160	200	18±1	18	8
100	180	220	18±1	18	8
125	210	250	22±1	18	8
150	240	280	22±1	22	8
200	295	336	22±1	22	8
250	350	390	28±1	22	12
300	400	440	28±1	22	12
350	460	505	30±2	22	16
400	515	565	30±2	26	16
450	565	615	33±2	26	20
500	620	670	38±2	26	20
600	725	780	40±2	30	20

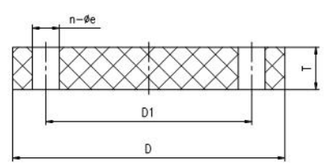

活接（连接方式：承插粘接）
Union dimension (Conneclion Mode:Sockel Adhesion)

公称通径 Nom Size DN (mm)	外形尺寸 OD（mm）			
	D	d	L	Z
15	49	20	48	16
20	55	25	52	20
25	68	32	60	22
32	78	40	71	27
40	93	50	80	31
50	103	63	100	38
65	118	75	111	44
80	154	90	135	51
100	188	110	157	61

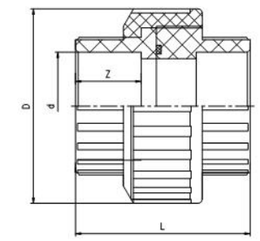

闷盖（连接方式：承插粘接）
End cap dimension (Conneclion Mode:Sockel Adhesion)

公称通径 Nom Size DN (mm)	公称外径 Ø（mm）	外形尺寸（mm）			
		D	d	L	Z
15	20	26	20	22	16
20	25	32	25	25	20
25	32	40	32	30	22
32	40	50	40	35	27
40	50	61	50	43	31
50	63	75	63	51	38
65	75	88	75	59	44
80	90	104	90	69	51
100	110	127	110	80	61
125	140	161	140	102	76
150	160	178	160	114	86
200	225	241	225	151	119
250	280	305	280	186	146
300	315	246	315	204	164
350	355	391	355	230	185
400	400	446	400	250	206

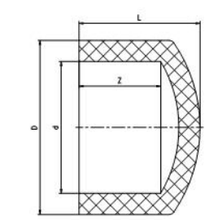

补芯（连接方式：承插粘接）
Adapter (Connection Mode:Socket Adhesion)

公称通径 Nom Size DN (mm)	外形尺寸 OD（mm）			
	d	L	L1	D
20*15	20	19	16	25
25*15	20	19	16	32
25*20	25	22	19	32
32*20	25	27	22	40
32*25	32	26	22	40
40*25	32	31	27	50
40*32	40	31	26	50
50*25	32	38	22	63
50*32	40	39	27	63
50*40	50	38	31	63
65*40	50	45	38	75
65*50	63	44	38	75
80*40	50	52	45	90
80*50	63	52	37	90
80*65	75	51	44	90
100*40	50	64	43	110
100*50	63	63	38	110
100*65	75	64	44	110
100*80	90	61	51	110
125*80	90	78	51	140
125*100	110	76	61	140
150*100	110	88	61	160
150*120	140	86	76	160
150*125	140	88	81	160
200*100	110	121	61	225
200*150	160	121	86	225
250*150	160	149	86	280
250*200	225	149	118	280

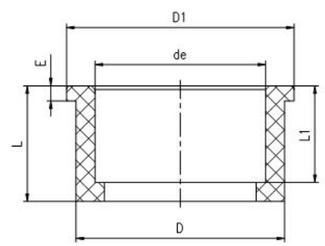

活套法兰
Van stone flange

公称通径 Nom Size DN (mm)	公称外径 OD Ø (mm)	外形尺寸 OD（mm）						
		D	d	Z	D1	Ø1	T	n
25	32	115	32	22	85	14	18	4
32	40	140	40	27	100	18	20	4
40	50	150	50	31	110	18	20	4
50	63	165	63	38	125	18	25	4
65	75	185	75	44	145	18	25	4
80	90	200	90	51	160	18	26	8
100	110	220	110	61	180	18	28	8
125	140	250	140	76	210	18	30	8
150	160	285	160	86	240	22	32	8
200	225	340	225	117	295	22	35	8
250	280	406	280	146	350	22	43	12
300	315	475	315	164	400	22	43	12
350	355	535	355	185	460	22	43	16
400	400	565	400	200	515	22	60	16
450	450	615	450	231	565	26	70	20
500	500	670	500	256	620	26	75	20
600	630	780	630	321	725	30	80	20

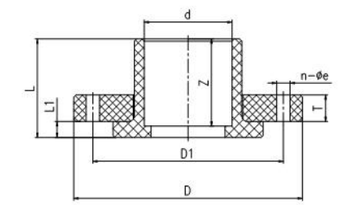

内螺纹接头（连接方式：承插粘接）
Femal adapter (Connection Mode: Socket Adhesion)

公称通径 Nom Size DN (mm)	外形尺寸 OD（mm）						
	D	d	Z	D1	B	L	S
15	28	20	16	1/2ⁿ	28	34	16
20	33	25	17	3/4ⁿ	34	40	18
25	40	32	19	1ⁿ	41	47	21
32	50	40	21	1-1/4ⁿ	50	54	24
40	61	50	23	1-1/2ⁿ	65	62	27
50	75	63	28	2ⁿ	75	69	27

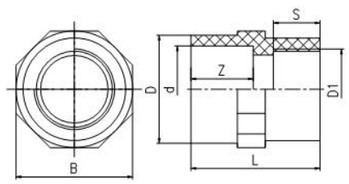

外螺纹接头（连接方式：承插粘接）
Male coupling (Connection Mode: Socket Adhesion)

公称通径 Nom Size DN (mm)	外形尺寸 OD（mm）						
	D	d	Z	D1	B	L	S
15	28	20	16	1/2ⁿ	28	34	16
20	33	25	17	3/4ⁿ	34	40	18
25	40	32	19	1ⁿ	41	47	21
32	50	40	21	1-1/4ⁿ	50	54	24
40	61	50	23	1-1/2ⁿ	65	62	27
50	75	63	28	2ⁿ	75	69	27

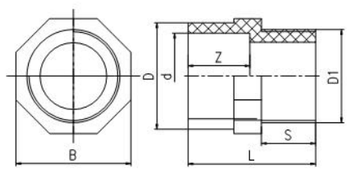

FRP/CPVC复合管道（连接方式：承插粘接）
FRP/CPVC Composite pipeline (Connection Mode: Socket Adhesion)

公称通径 Nom Size DN (mm)	公称压力 Nominal pressure Mpa	平均外径 The average diameter		S2	UPVC管壁厚及偏差 UPVC pipes and devlations S1	S3	S2+S3≈S4	UPVC管壁厚及偏差 UPVC pipes and devlations S1
		平均外径 The average diameter	公称偏差 Tolerance				S4允许偏差 Tolerance	
15	1.0	20	+0.2 0	0.5	2.5 +0.5 0	2.5	44 +0.4 0	44
20	1.0	25	+0.2 0	0.5	2.5 +0.5 0	2.5	47 +0.4 0	47
25	1.0	32	+0.2 0	0.5	2.8 +0.5 0	2.5	50 +0.4 0	50
32	1.0	40	+0.2 0	0.5	3.0 +0.5 0	2.5	55 +0.4 0	55
40	1.0	50	+0.2 0	0.5	3.5 +0.6 0	3	56 +0.5 0	56
50	1.0	63	+0.3 0	0.5	4.5 +0.7 0	3	58 +0.5 0	58
65	1.0	75	+0.3 0	0.5	5.3 +0.7 0	3	66 +0.5 0	66
80	1.0	90	+0.3 0	0.5	6.4 +0.9 0	3	72 +0.5 0	72
100	1.0	110	+0.4 0	0.5	7.8 +1.0 0	3	82 +0.5 0	82
125	1.0	140	+0.5 0	0.5	9.7 +1.2 0	3.5	96 +0.6 0	96
150	1.0	160	+0.5 0	0.5	11.0 +1.4 0	3.5	106 +0.6 0	106
450	1.0	400	+1.2 0	0.5	24.5	5	82 +0.8 0	82
500	1.0	500	+1.5 0	0.5	27	6	96 +0.8 0	96
600	1.0	630	+2.0 0	0.5	29	6.5	106 +1.0 0	106

注：法兰、弯头、都可包覆FRP
Note: the flange,elbow,can be codted FRP

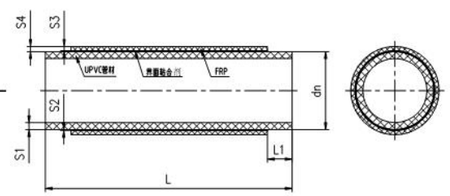

UPVC管材系列
UPVC Series

●材质：UPVC
●尺寸：DN15~DN600
●连接方式：承插粘接

●Material:UPCV
●Size:DN15~DN600
●Connection mode:Receives inserts the cementation



UPVC化工管材（连接方式：承插粘接）
Chemical products UPVC pipe (Connection Mode: Socket Adhesion)

公称外径 DN	GB/T4219-2008					
	外径	长度L	壁厚及公差		壁厚及公差	
	Ø	mm	1.0MPa		1.6MPa	
15	20	4000	2.0	+0.2	2.5	+0.4
20	25	4000	2.0	+0.2	2.5	+0.4
25	32	4000	2.0	+0.2	2.8	+0.4
32	40	4000	2.4	+0.2	3.2	+0.4
40	50	4000	3.0	+0.4	4.0	+0.4
50	63	4000	3.8	+0.4	4.7	+0.4
65	75	4000	1.5	+0.4	5.6	+0.4
80	90	4000	5.4	+0.4	6.7	+0.4
100	110	4000	6.6	+0.6	8.1	+0.6
125	140	4000	8.5	+0.4	10.3	+0.4
150	160	4000	9.7	+0.5	11.8	+0.5
200	225	4000	10.8	+0.6	16.6	+0.6
250	280	4000	13.4	+1.3	20.6	+1.3
300	315	4000	15.0	+1.5	23.2	+1.7
350	355	4000	16.9	+1.8	26.1	+1.8
400	400	4000	19.1	+2.5	29.4	+1.9
450	450	4000	21.5	+2.8	33.1	+2.2
500	500	4000	23.9	+3.2	36.8	+2.5
600	630	4000	30.7	4.0		

标准长度：4m
Standard Length: 4 m
注：若需非标准管件,可以按图样制作。
Note:For non-standard pipes and tube produced by drawing

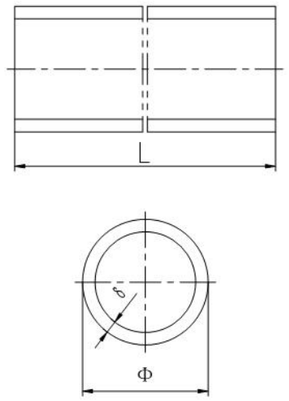

四通（连接方式：承插粘接）
Cross (Connection Mode: Socket Adhesion)

公称通径 Nom Size DN (mm)	外形尺寸（mm）			
	D	d	L	Z
15	28	20	60	16
20	32	25	68	17
25	40	32	80	19
32	50	40	94	21
40	61	50	114	23
50	75	63	138	28
65	88	75	166	32
80	104	90	195	36
100	127	110	235	42
125	158	140	300	76
150	180	160	338	86
200	245	225	484	119

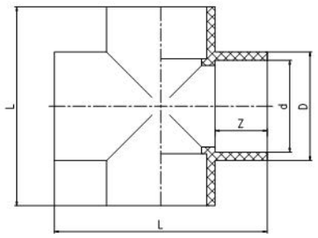

大小头（连接方式：承插粘接）
Reducer (Connection Mode: Socket Adhesion)

公称通径 Nom Size DN (mm)	公称外径 OD Ø (mm)	外形尺寸 OD（mm）					
		D	d1	d2	L	Z2	Z1
15*20		31	25	20	38	16	21
20*25		41	32	25	46	20	24
25*32		51	40	32	54	23	27
32*40		58.5	50	40	61	26	33
40*50		76	63	50	70	32	38
50*65		92	75	63	89	37	47
65*80		103	90	75	111	39	54
80*100		127	110	90	121	52	62
100*125		163	140	110	147	62	78
125*150		183	160	140	172	69	90
150*200		250	225	160	190	88	91
100*40		127	110	50	139	36	62
100*50		127	110	63	138	36	61
100*65		127	110	75	119	40	66
150*100		177	160	110	181	59	90
32*20		48	40	25	52	18	28
40*25		58	50	32	61	22	34
50*15		74	63	20	81	22	40
50*25		74	63	32	81	22	40
50*32		73	63	40	76	25	41
80*25		113	90	32	108	22	54
80*40		103	90	50	97	31	55
80*50		103	90	63	111	38	54
250*100		308	280	110	290	123	61
250*150		308	280	160	280	123	86
250*200		308	280	225	280	123	118
300*150		397	355	160	473	205	86
300*250		397	355	225	482	205	96
350*150		397	355	280	508	205	123
350*200		447	400	225	547	226	96
350*250		447	400	280	508	205	123
400*200		447	400	225	547	226	96
400*250		447	400	280	573	226	123
400*300		447	400	315	623	226	170
400*350		447	400	355	661	226	205
450/300		500	450	315	680	220	170
600*400		673	630	400	722	220	226
600*500		673	630	500	920	220	180

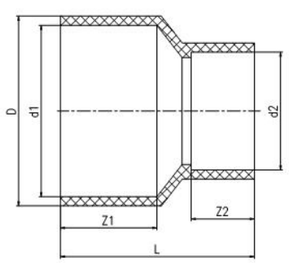

直通（连接方式：承插粘接）
Two-way (Connection Mode: Socket Adhesion)

公称通径 Nom Size DN (mm)	外形尺寸OD（mm）			
	D	d	L	Z
15	28	20	35	16
20	32	25	40	20
25	40	32	48	22
32	50	40	56	27
40	61	50	66	31
50	75	63	80	38
65	88	75	92	44
80	104	90	107	51
100	127	110	128	61
125	158	140	159	76
150	180	160	183	86
200	245	225	200	95
250	310	280	228	110
300	351	315	330	150
350	391	355	380	184
400	452	400	485	230
*450	495	450	750	231
*500	540	500	760	256
*600	678	630	890	321

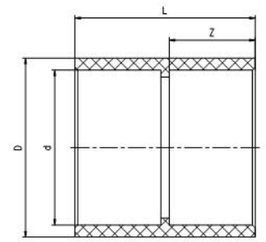

三通（连接方式：承插粘接）
Tee (Connection Mode: Socket Adhesion)

公称通径 Nom Size DN (mm)	公称外径 OD Ø (mm)	外形尺寸 OD（mm）				
		D	d	H	L	Z
15	20	28	20	30.5	59	16.5
20	25	33.4	25	37.2	65	20.5
25	32	41.6	32	42.8	78.3	22
32	40	50	40	51.5	94.5	26.5
40	50	62	50	62.5	114	31.5
50	65	77	63	76.9	141.5	38.4
65	75	90	75	84	165.6	39
80	90	106.6	90	104.3	195	51
100	110	128	110	125	235	61
125	140	162	140	156.3	302	75.3
150	160	183.5	160	176.75	340	85
200	225	253	225	244.5	526	118
250	280	310	280	302	572	147
300	315	356	315	334	665	156
350	355	405	355	350	737	180
400	400	442	400	429	830	208
450	450	498	450	484	928	235
500	500	542	500	660	1140	180
600	630	670	630	730	1230	220

注：若需非标准管件，可以按图样制作。
Note:For non-standard pipes and tube produced by drawing

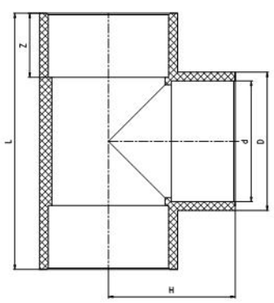

异径三通（连接方式：承插粘接）
Reducing Tee (Connection Mode: Socket Adhesion)

公称通径 Nom Size DN (mm)	外形尺寸 OD（mm）							
	D1	d1	D2	d2	H	L	Z1	Z2
20/15	33.5	25	28	20	35.5	65.6	19	19
25/15	41.6	32	41.6	20	43	78.3	22	16
40/15	62	50	62	20	57.5	114	31.5	16
40/20	62	50	62	25	57.5	114	31	22
40/25	62	50	62	32	68	114	31.5	26
50/15	76	63	41	20	60	114	36	16
50/25	76	63	62	32	70	124	31	22
50/40	76	63	76	50	84	141.5	38	34
65/50	90	75	90	63	93	165.6	39	38
80/15	106.6	90	106.6	20	120	195	51	16
80/25	106.6	90	106.6	32	120	195	51	26
80/40	106.6	90	106.6	50	115	195	51	45
80/50	106.6	90	106.6	63	111	195	51	37
100/40	127	110	76	50	113	207	52	34
100/50	127	110	76	63	102.5	207	52	37
100/80	128	110	128	90	127	235	61	58
150/25	183.5	160	77	32	138	350	77	24
150/40	183.5	160	77	50	132	350	77	34
150/50	174	160	77	63	190	350	77	36
150/65	183.5	160	183.5	75	190	340	85	44
150/80	183.5	160	183.5	90	190	340	85	58
150/100	183.5	160	183.5	110	177	340	85	61
200/80	251	225	253	90	263	526	118	58
200/100	253	225	253	110	252	526	118	61
200/150	253	225	253	160	252	526	118	86
250/50	308	280	75	63	192	254	123	37
250/80	308	280	110	90	205	508	123	50
250/100	308	280	127	110	216	508	123	61
250/150	308	280	180	160	240	508	123	86
250/200	310	280	310	225	302	572	147	118
300/40	355	315	61	50	209	332	151	31
300/50	355	315	75	63	220	332	151	37
300/80	355	315	107	90	235	333	151	52
300/100	355	315	146	110	248	664	151	68
300/125	355	315	167	140	254	665	151	75
300/150	355	315	180	160	264	664	151	86
300/200	355	315	251	225	274	664	151	96
300/250	356	315	356	280	334	665	156	149
350/50	397	355	75	63	236	405	186	37
350/80	397	355	110	90	249	405	186	50
350/100	397	355	127	110	259	810	205	61
350/150	397	355	180	160	285	810	205	86
350/200	397	355	251	225	295	810	205	96
350/250	400	356	400	280	370	740	185	147
350/300	400	356	400	315	370	740	185	156
400/150	447	400	180	160	310	940	226	86
400/200	447	400	251	225	320	940	226	96
400/250	447	400	309	280	347	940	226	123
400/300	447	400	355	315	393	940	226	170

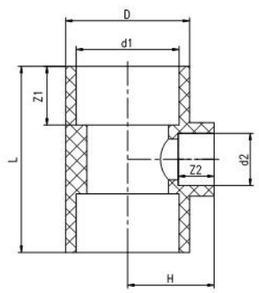

补芯（连接方式：承插粘接）
Adapter (Connection Mode: Socket Adhesion)

公称通径 Nom Size DN (mm)	b	L	L1	D
20*15	20	19	16	25
25*15	20	19	16	32
25*20	25	22	19	32
32*20	25	27	22	40
32*25	32	26	22	40
40*25	32	31	27	50
40*32	40	31	26	50
50*25	32	38	22	63
50*32	40	39	27	63
50*40	50	38	31	63
65*40	50	45	38	75
65*50	63	44	38	75
80*40	50	52	45	90
80*50	63	52	37	90
80*65	75	51	44	90
100*40	50	64	43	110
100*50	63	63	38	110
100*65	75	64	44	110
100*80	90	61	51	110
125*80	90	78	51	140
125*100	110	76	61	140
150*100	110	88	61	160
150*120	140	86	76	160
150*125	140	88	81	160
200*100	110	121	61	225
200*150	160	121	86	225
250*150	160	149	86	280
250*200	225	149	118	280

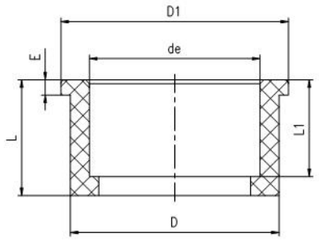

45°弯头（连接方式：承插粘接）
45°Elobw (Connection Mode: Socket Adhesion)

公称通径 Nom Size DN (mm)	公称外径 OD Ø (mm)	外形尺寸 OD（mm）			
		D	d	L	Z
15		29	20	27.8	15.8
20		32	25	32	18.6
25		39.5	32	36	22.5
32		49	40	44	29
40		60	50	52	30
50		74	63	63	38
65		89	75	72	43
80		106	90	82	47
100		127	110	101	58
125		159	140	118	73.5
150		181	160	132	84.5
200		252	225	184	116.5
250		309	280	253	123
300		355	315	330	151
350		397	355	317	186
400		447	400	372	226
500		542	500	550	180
600		673	630	705	220

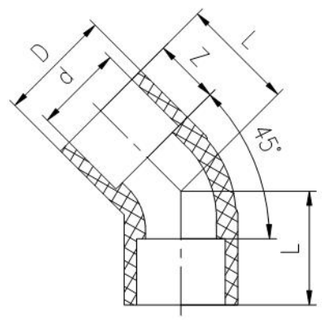

90°弯头（连接方式：承插粘接）
90°Elobw (Connection Mode: Socket Adhesion)

公称通径 Nom Size DN (mm)	公称外径 OD Ø (mm)	外形尺寸 OD（mm）			
		D	d	L	Z
15		28	20	27	17
20		33	25	32.5	19.5
25		41.3	32	39.35	22
32		50	40	47	27
40		62	50	56	31.5
50		77	63	71.5	38
65		89.4	75	82.3	44
80		106.5	90	96.75	53
100		128	110	117	61
125		161	140	149.5	75
150		182.6	160	167.7	87
200		253.5	225	236.25	119
250		310	280	295	138
300		355	315	332.5	154
350		403	355	381.5	184
400		440	400	435	206
450		500	450	475	230
500		542	500	680	180
600		670	630	845	220

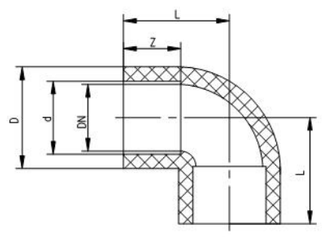

法兰
Flange

公称通径 Nom Size DN (mm)	公称外径 OD Ø (mm)	外形尺寸 OD（mm）						
		D2	d	Z	D1	Øe	D2	D2
15	20	95	20	16	65	14	13	4
20	25	105	25	0	75	14	17	4
25	32	115	32	22	85	14	18	4
32	40	140	40	27	100	18	20	4
40	50	150	50	31	110	18	20	4
50	63	165	63	38	125	18	25	4
65	75	185	75	44	145	18	25	4
80	90	200	90	51	160	18	26	8
100	110	220	110	61	180	18	28	8
125	140	250	140	76	210	18	30	8
150	160	280	160	86	240	22	30	8
200	225	340	225	119	295	22	30	8
250	280	390	280	146	350	22	30	12
300	315	445	315	164	400	22	43	12
350	355	535	355	185	560	22	43	16
400	400	565	400	206	515	26	60	16
450	450	615	450	231	565	26	70	20
500	500	670	500	256	620	26	75	20
600	630	780	630	321	725	30	80	20

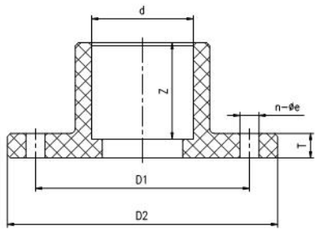

盲法兰
Blind flange

公称通径 Nom Size DN (mm)	外形尺寸（mm）				
	D2	D	T	Øe	n
15	65	95	12±1	14	4
20	75	105	14±1	14	4
25	85	115	14±1	14	4
32	100	140	14±1	18	4
40	110	150	16±1	18	4
50	125	165	16±1	18	4
65	145	185	16±1	18	4
80	160	200	18±1	18	8
100	180	220	18±1	18	8
125	210	250	22±1	18	8
150	240	280	22±1	22	8
200	295	336	22±1	22	8
250	350	390	28±1	22	12
300	400	440	28±1	22	12
350	460	505	30±2	22	16
400	515	565	30±2	26	16
450	565	615	33±2	26	20
500	620	670	38±2	26	20
600	725	780	40±2	30	20

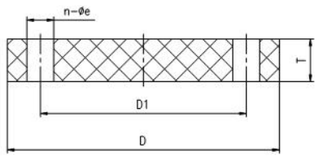

活套法兰
Van stone flange

公称通径 Nom Size DN（mm）	公称外径 Ø（mm）	外形尺寸OD（mm）						
		D	d	Z	D1	Øe	T	n
25	32	115	32	22	85	14	18	4
32	40	140	40	27	100	18	20	4
40	50	150	50	31	110	18	20	4
50	63	165	63	38	125	18	25	4
65	75	185	75	44	145	18	25	4
80	90	200	90	51	160	18	26	8
100	110	220	110	61	180	18	28	8
125	140	250	140	76	210	18	30	8
150	160	285	160	86	240	22	32	8
200	225	340	225	117	295	22	35	8
250	280	406	280	146	350	22	43	12
300	315	475	315	164	400	22	43	12
350	355	535	355	185	460	22	43	16
400	400	565	400	200	515	26	60	16
450	450	615	450	231	565	26	70	20
500	500	670	500	256	620	26	75	20
600	600	780	630	321	725	30	80	20

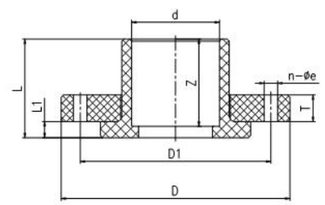

内螺纹接头（连接方式：承插粘接）
Femal adapter (Connection Mode:Socket Adhesion)

公称通径 Nom Size DN（mm）	外形尺寸（mm）						
	D	d	Z	D1	B	L	S
15	28	20	16	1/2ⁿ	28	34	16
20	33	25	17	3/4ⁿ	34	40	18
25	40	32	19	1ⁿ	41	47	21
32	50	40	21	1-1/4ⁿ	50	54	24
40	61	50	23	1-1/2ⁿ	65	62	27
50	75	63	28	2ⁿ	75	69	27

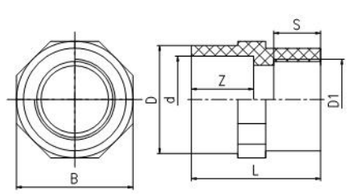

外螺纹接头（连接方式：承插粘接）
Male coupling (Connection Mode: Socket Adhesion)

公称通径 Nom Size DN（mm）	外形尺寸（mm）						
	D	d	Z	D1	B	L	S
15	28	20	16	1/2ⁿ	28	34	16
20	33	25	17	3/4ⁿ	34	40	18
25	40	32	19	1ⁿ	41	47	21
32	50	40	21	1-1/4ⁿ	50	54	24
40	61	50	23	1-1/2ⁿ	65	62	27
50	75	63	28	2ⁿ	75	69	27

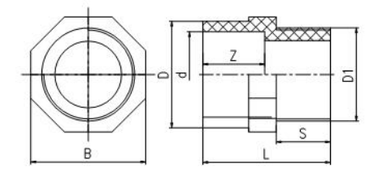

活接（连接方式：承插粘接）
Union (Connection Mode: Socket Adhesion)

公称通径 Nom Size DN (mm)	外形尺寸OD（mm）			
	D	d	L	Z
15	49	20	48	16
20	55	25	52	20
25	68	32	60	22
32	78	40	71	27
40	93	50	80	31
50	103	63	100	38
65	118	75	111	44
80	154	90	135	51
100	188	110	157	61

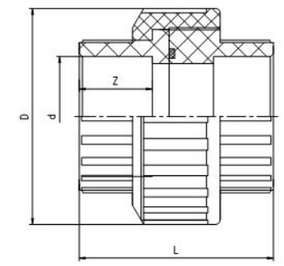

闷盖（连接方式：承插粘接）
End cap (Connection Mode: Socket Adhesion)

公称通径 Nom Size DN (mm)	外形尺寸OD（mm）			
	D	d	L	Z
15	28	20	22	16
20	32	25	25	20
25	40	32	30	22
32	50	40	35	27
40	61	50	43	31
50	75	63	51	38
65	88	75	59	44
80	104	90	69	51
100	127	110	80	61
125	158	140	102	76
150	180	160	114	86
200	241	225	127	95
250	300	280	150	140
300	344	315	160	120
400	452	400	255	230

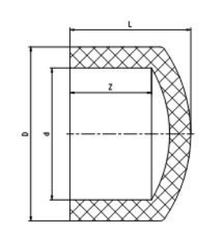

FRP/UPVC复合管道（连接方式：承插粘接）
FRP/UPVC Composite pipeline (Connection Mode: Socket Adhesion)

公称通径 Nominal diameter DN	公称压力 Nominal pressure Mpa	UPVC管材公称外径dn Nominal diameter of UPVC pipes	S2	UPVC管壁厚及偏差 UPVC pipes and devlations S1	S3	S2+S3≈S4 S4允许偏差 Tolerance	预留长度 Reserved length L1
15	1.0	20	0.5	2.3 +0.5 0	2	4	44
20	1.0	25	0.5	2.5 +0.5 0	2	4	47
25	1.0	32	0.5	2.3 +0.5 0	2	4	50
32	1.0	40	0.5	2.7 +0.5 0	2	4	55
40	1.0	50	0.5	3.1 +0.6 0	2	4	56
50	1.0	63	0.5	3.6 +0.7 0	2	4	58
65	1.0	75	0.5	3.8 +0.7 0	2	4	66
80	1.0	90	0.5	4.3 +0.9 0	2	4	72
100	1.0	110	0.5	4.8 +1.0 0	2	8	82
125	1.0	140	0.5	6.1 +1.2 0	2	8	96
150	1.0	160	0.5	7.9 +1.4 0	2	8	106
200	1.0	225	0.5	9.7 +1.5 0	2	8	140
250	1.0	280	0.5	12.2 +1.7 0	2	12	166
300	1.0	315	0.5	13.6 +1.9 0	2.5	12	184
350	1.0	355	0.5	14.8 +2.0 0	2.5	16	204

注：如法兰.弯头需包覆FRP,可咨询下单
Note:Inqure if you need flange and elbow with FRP, can ask order

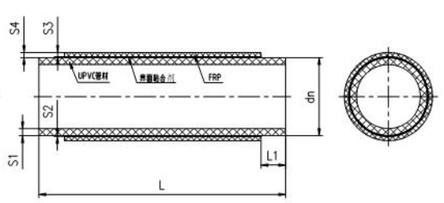

PVDF管材系列
PVDF Series

● 材质：PVDF
● 尺寸：DN15~DN300
● 连接方式：热熔承插、热熔对焊（热熔承插标准为DN15-DN100，DN100以上管件连接方式为热熔对焊）如客户需要承插焊条焊，各档管件尺寸参考UPVC管件尺寸图标。

● Material: PVDF
● Size：DN15~DN300
● Connection mode : The bot melt receives inserts,the hot melt butt welding cementation(hot melt receives inserts standard is above DN15-DN100,DN100 fitting connection mode for hot melt butt welding) If the customer needs to receive inserts the welding rod to weld, various grade of fitting size refers the UPVC fitting size graph.

PVDF直管（连接方式：热熔承插/热熔对焊）
PVDF Pipe (Connection Mode: Socket Fusion/Butt Welding)

公称通径 Nom Size DN (mm)	1.0Mpa S(mm)	1.6Mpa S(mm)	2.0Mpa S(mm)
15		1.9	1.9
20		1.9	1.9
25		2.4	2.4
32		2.4	2.4
30		2.9	2.9
50	2.5	3.0	3.6
65	2.8	3.6	4.3
80	2.8	4.3	5.1
100	3.4	5.3	6.3
125	4.4	6.7	
250	5.0	7.7	
200	6.9	10.8	
250	8.6		
300	9.6		

注：若需非标准管材、管件按图样制作。
Note:For non-standard pipes and tube produced by drawing



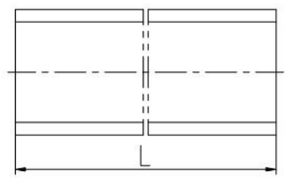

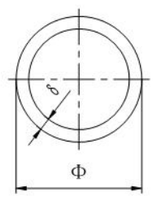

直通（连接方式：热熔承插/热熔对焊）
Two-way (Connection Mode: Socket Fusion/Butt Welding)

公称通径 Nom Size DN (mm)	外形尺寸OD (mm) D (mm)	L(mm)	Z(mm)	d (mm)
15	26	33	16	20
20	30.5	35	17	25
25	36	39	19	32
32	43.5	43	21	40
40	53.5	48	23	50
50	66	54	28	63
65	82	62	32	75
80	112	80.5	36	90
100	134.7	96	42	110
125	154	140	155	74
150	176	160	178	83
200	245	225	195	93
250	303	280	249	121



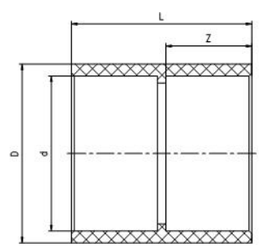

三通（连接方式：热熔承插/热熔对焊）
Tee (Connection Mode:Socket Fusion/Butt Welding)

公称通径 Nom Size DN (mm)	公称外径 Ø (mm)	外形尺寸OD (mm) B	L	S
15	20	76	38	1.9
20	25	84	42	1.9
25	32	92	46	2.4
32	40	102	51	2.4
40	50	116	58	3.0
50	63	132	66	3.0
65	75	150	75	3.6
80	90	180	90	4.3
100	110	220	110	5.3
125	140	280	140	6.7
150	160	320	160	7.7
	200	400	200	9.6
200	225	450	225	10.8
		PN1.0(MPa)		
	125	250	125	3.9
125	140	280	140	4.3
150	160	320	160	4.9
	200	400	200	6.2
200	225	450	225	6.9

注：若需非标准管材、可以按图样制作。
Note:For non-standard pipes and tube produced by drawing



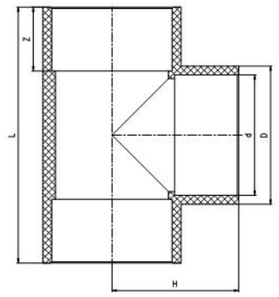

异径三通（连接方式：热熔承插/热熔对焊）
Reducing tee (Connection Mode:Socket Fusion/Butt Welding)

公称通径 Nom Size DN (mm)	公称外径 Ø (mm)	外形尺寸OD (mm) L (mm)	H(mm)	e 1(mm)	e 2(mm)
150/100	160/110	220	130	7.7	5.3
150/80	160/90	220	130	7.7	4.3
200/100	225/110	240	180	10.8	5.3
200/80	225/90	240	180	10.8	4.3

注：若需非标准管材、可以按图样制作。
Note:For non-standard pipes and tube produced by drawing

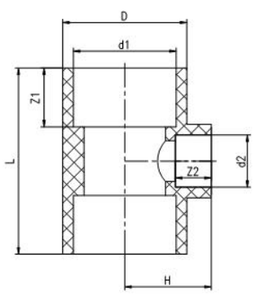

大小头（连接方式：热熔承插/热熔对焊）
Reducer (Connection Mode:Socket Fusion/Butt Welding)

公称通径 Nom Size DN（mm）	外形尺寸OD（mm）				
	L(mm)	Z1(mm)	Z2(mm)	d1(mm)	d2(mm)
15*20	38	19	16	25	20
20*15	35	17	15	25	20
20*25	40	20	19	32	25
25*20	37	19	17	32	25
32*20	43	21	17	40	25
32*25	43	21	19	40	32
40*20	48	23	17	50	25
40*25	48	23	19	50	32
40*32	48	23	21	50	40
50*15	79	37	21	63	20
50*20	54	28	17	63	25
50*25	54	28	19	63	32
50*32	54	28	21	63	40
50*40	54	28	23	63	50
65*20	64	32	17	75	25
65*25	64	32	19	75	32
65*32	64	32	21	75	40
65*40	64	32	23	75	50
65*50	64	32	28	75	63
80*65	62	36	32	90	75
100*40	136	62	40	110	50
100*50	136	62	55	110	63
100*65	93	42	32	110	75
100*80	81	42	36	110	90
125*100	143	61	76	140	110
150*100	180	85	60	160	110
150*125	167	36	75	160	140

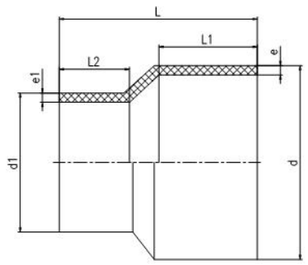

注：若需非标注管件，可以按图样制作。
Note:for non-standard pipes and tube produced by drawing

活套法兰
Van stone flange

公称通径 Nom Size DN（mm）	公称外径 Ø（mm）	外形尺寸OD（mm）					
		D	d	D1	Øe	T	n
25	32	115	32	85	14	18	4
32	40	140	40	100	18	20	4
40	50	150	50	110	18	20	4
50	63	165	63	125	18	25	4
65	75	185	75	145	18	25	4
80	90	200	90	160	18	26	8
100	110	220	110	180	18	28	8
125	140	250	140	210	18	30	8
150	160	285	160	240	22	32	8
200	225	340	225	295	22	35	8
250	280	406	280	350	22	43	12
300	315	475	315	400	22	43	12



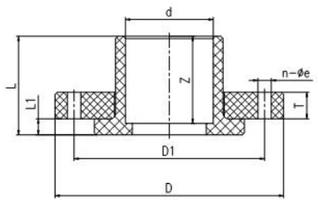

法兰
Flange

公称通径 Nom Size DN（mm）	外形尺寸OD（mm）				
	D	D1	T	n	Øe
15	95	65	13	4	14
20	105	75	17	4	14
25	115	85	18	4	14
32	140	100	20	4	18
40	150	110	20	4	18
50	165	125	25	4	18
65	185	145	25	4	18
80	200	160	26	8	18
100	220	180	28	8	18
125	250	210	30	8	18
150	285	240	32	8	22
200	340	295	35	8	22
250	406	350	43	12	22
300	470	400	43	12	22

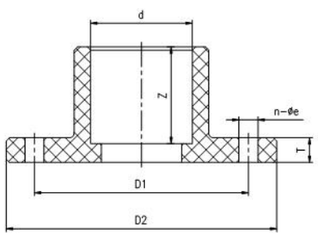

盲法兰
Blind flange

公称通径 Nom Size DN（mm）	外形尺寸OD（mm）				
	D1	D	T	Øe	N
15	65	95	12±1	14	4
20	75	105	14±1	14	4
25	85	115	14±1	14	4
32	100	140	14±1	18	4
40	110	150	16±1	18	4
50	125	165	16±1	18	4
65	145	185	16±1	18	4
80	160	200	18±1	18	8
100	180	220	18±1	18	8
125	210	250	22±1	18	8
150	240	280	22±1	22	8
200	295	336	22±1	22	8
250	350	390	28±1	22	12
300	400	440	28±1	22	12
350	476	505	30±2	22	12
400	515	565	30±2	26	16
450	565	615	33±2	25	20
500	620	670	38±2	26	20
600	725	780	40±2	30	20



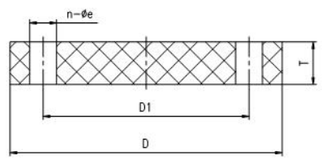

活接（连接方式：热熔承插/热熔对焊）
Union (Connection Mode:Socket Fusion/Butt Welding)

公称通径 Nom Size DN（mm）	外形尺寸OD（mm）			
	D	d	L	Z
15	49	20	48	16
20	55	25	52	17
25	68	32	60	19
32	78	40	71	21
40	93	50	80	23
50	103	63	100	28
65	118	75	111	32
80	154	90	135	36
100	188	110	157	42

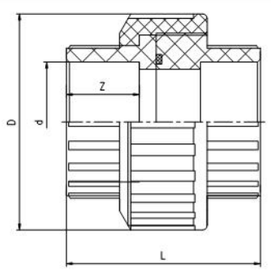

闷盖（连接方式：热熔承插/热熔对焊）
End cap (Connection Mode:Socket Fusion/Butt Welding)

公称通径 Nom Size DN（mm）	外形尺寸OD（mm）			
	D	DI	N	Øe
15	28	20	22	16
20	32	25	25	20
25	40	32	30	22
32	50	40	35	27
40	61	50	43	31
50	75	63	51	38
65	88	75	59	44
80	104	90	69	51
100	127	110	80	61
125	158	140	102	76
150	180	160	114	86
200	241	225	127	95
250	300	280	150	140
300	344	315	160	120



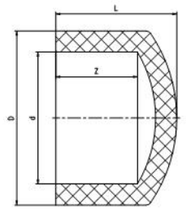

内螺纹（连接方式：热熔承插/热熔对焊）
Femal adapter (Connection Mode:Socket Fusion/Butt Welding)

公称通径 Nom Size DN（mm）	外形尺寸OD（mm）						
	D	d	Z	D1	B	L	S
15	28	20	16	1/2 ⁿ	28	34	16
20	33	25	17	3/4 ⁿ	34	40	18
25	40	32	19	1 ⁿ	41	47	21
32	50	40	21	1-1/4 ⁿ	50	54	24
40	61	50	23	1-1/2 ⁿ	65	62	27
50	75	63	28	2 ⁿ	75	69	27

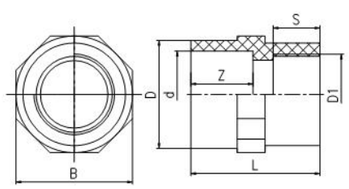

外螺纹（连接方式：热熔承插/热熔对焊）
Male coupling (Connection Mode:Socket Fusion/Butt Welding)

公称通径 Nom Size DN（mm）	外形尺寸OD（mm）						
	D	d	Z	D1	B	L	S
15	28	20	16	1/2 ⁿ	28	42	16
20	33	25	17	3/4 ⁿ	34	45	18
25	40	32	19	1 ⁿ	41	50	21
32	50	40	21	1-1/4 ⁿ	50	60	24
40	61	50	23	1-1/2 ⁿ	65	67	27
50	75	63	28	2 ⁿ	75	75	27

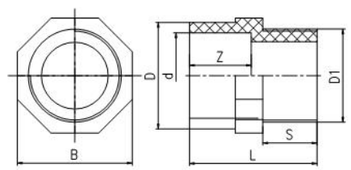

四通（连接方式：热熔承插/热熔对焊）
Cross (Connection Mode:Socket Fusion/Butt Welding)

公称通径 Nom Size DN（mm）	外形尺寸OD（mm）		
	e	D	L
15	1.9	20	56
20	1.9	25	66
25	2.4	32	80
32	2.4	40	98
40	3.0	50	120
50	3.0	63	148
65	3.6	75	169
80	4.3	90	200
100	5.3	110	240
125	6.7	140	300
150	7.7	160	338
200	10.8	225	460



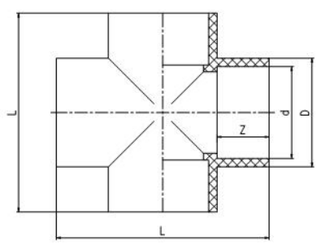

45°弯头（连接方式：热熔承插，热熔对焊）
45°Elobw (Connection Mode:Socket Fusion,Butt Welding)

公称通径 Nom Size DN (mm)	外形尺寸OD（mm）		
	D	e	L
15	20	1.9	32
20	25	1.9	34
25	32	2.4	36
32	40	2.4	39
40	50	3.0	42
50	63	3.0	47
65	75	3.6	49
80	90	4.3	57
100	110	5.3	70
125	140	6.7	88
150	160	7.7	100
200	225	9.6	140
250	280	11.9	165

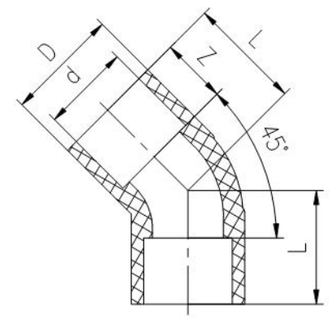

90°弯头（连接方式：热熔承插，热熔对焊）
90°Elobw (Connection Mode:Socket Fusion,Butt Welding)

公称通径 Nom Size DN (mm)	外形尺寸OD（mm）		
	D	L	e
15	20	38	1.9
20	25	42	1.9
25	32	46	2.4
32	40	51	2.4
40	50	58	3.0
50	63	66	3.0
65	75	75	3.6
80	90	90	4.3
100	110	110	5.3
125	140	170	6.7
150	160	160	7.7
200	225	269	9.6



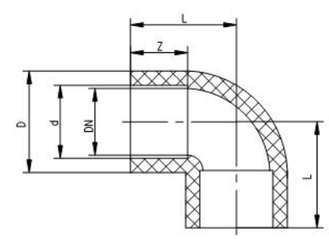

PPH管材系列
PPH Series

● 材质：PPH
● 尺寸：DN15~DN600
● 连接方式：热熔承插、热熔对焊（热熔承插标准为DN15-DN100，DN100以上管件连接方式为热熔对焊）如客户需要承插焊条焊，各档管件尺寸参考UPVC管件尺寸图表。

● Material: PPH
● Size：DN15~DN600
● Connection mode : The bot melt receives inserts,the hot melt butt welding cementation(hot melt receives inserts standard is above DN15-DN100,DN100 fitting connection mode for hot melt butt welding) If the customer needs to receive inserts the welding rod to weld, various grade of fitting size refers the UPVC fitting size graph.

PPH直管（连接方式：热熔承插 / 热熔对焊）
PPH Pipe (Connection Mode:Socket Fusion / Butt Welding)

公称通径 Nom Size DN（mm）	公称外径 Ø (mm)	"PN2.5 ISOS2-20 SDR41"	"PN3.2 ISOS2-16 SDR33"	"PN4 ISOS2-12.5 SDR26"	"PN4 ISOS2-8.3 SDR17.6"	"PN1.0 ISOS2-5 SDR11"	"PN16 ISOS2-3.125 SDR7.25"
	S3 mm	S3 mm	S3 mm	S3 mm	S3 mm	S3 mm	S3 mm
15	20	-	-	-	1.8	2.5	2.8
20	25	-	-	-	1.8	2.7	3.5
25	32	-	-	-	1.9	3.0	4.5
32	40	-	-	1.8	2.3	3.7	5.6
40	50	-	1.8	2.0	2.9	4.6	6.9
50	63	1.8	2.0	2.5	3.6	5.8	8.7
65	75	1.9	2.4	2.9	4.3	6.9	10.4
80	90	2.2	2.8	3.5	5.1	8.2	12.5
100	110	2.7	3.5	4.3	6.3	10.0	15.2
125	140	3.5	4.4	5.4	8.0	12.8	-
150	160	3.9	5.0	6.2	9.1	14.6	-
180	150	0	4.4	5.6	7.0	10.2	16.4
200	180	0	4.9	6.2	7.7	11.4	18.2
200	225	5.5	7.0	8.7	12.8	20.5	-
250	280	6.9	8.7	10.8	15.9	25.5	-
300	315	7.7	9.8	12.2	17.9	28.7	-
350	355	8.7	11.1	13.7	20.1	32.3	-
400	400	9.8	12.4	15.4	22.7	36.4	-
450	450	11.0	14.0	17.4	25.5	41.0	-
500	500	12.2	15.5	19.3	28.3	45.5	-
600	630	15.4	19.6	24.3	35.7	-	-

注：若需非标准管材、可以按图样制作。
Note:For non-standard pipes and tube produced by drawing
标准长度：5米
stander length:5m

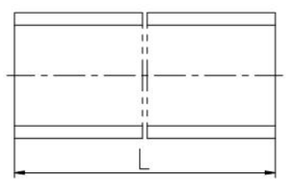

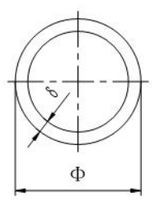

直通（连接方式：热熔承插 / 热熔对焊）
Two-way (Connection Mode: Socket Fusion / Butt Welding)

公称通径 Nom Size DN（mm）	外形尺寸OD（mm）			
	D	d	L	Z
15	28	20	35	16
20	32	25	40	17
25	40	32	48	19
32	50	40	56	21
40	61	50	66	23
50	75	63	80	28
65	88	75	92	32
80	104	90	107	36
100	127	110	128	42

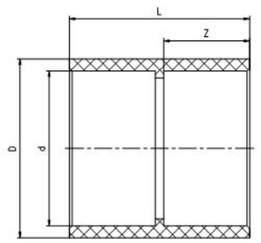

三通（连接方式：热熔承插/热熔对焊）
Tee (Connection Mode:Socket Fusion/Butt Welding)

公称通径 Nom Size DN（mm）	D（mm）	D(mm)	Z(mm)	PN10
				e (mm)
15	20	70	35	2.5
20	25	78	40	2.7
25	32	88	46	3.0
32	40	86	44	3.7
40	50	98	52	4.6
50	63	125	65	5.8
65	75	147	75	6.9
80	90	201	103	8.2
100	110	240	120	10.0
125	140	293	145	12.8
150	160	315	160	14.6
180	180	353	177	16.4
200	200	385	190	18.2
200	225	435	214	20.5
250	280	495	242	25.5
300	315	530	268	28.7
350	355	665	332	32.3
400	400	674	337	36.4

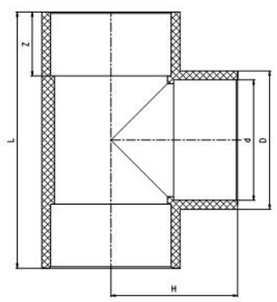

注：若需非标准管件，可以按图样制作。
Note:For non-standard pipes and tube profucef by drawing

四通（连接方式：热熔承插/热熔对焊）
Cross (Connection Mode:Socket Fusion/Butt Welding)

公称通径 Nom Size DN（mm）	外形尺寸OD（mm）		
	D	L	e
15	20	56	2.5
20	25	66	2.7
25	32	80	3.0
32	40	98	3.7
40	50	120	4.6
50	63	148	5.8
65	75	169	6.9
80	90	200	8.2
100	110	240	10.0
125	140	300	12.8
150	160	338	14.6
200	225	460	20.5

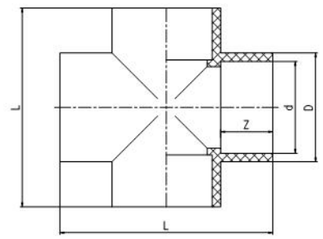

大小头（连接方式：热熔承插/热熔对焊）
Reducer (Connection Mode:Socket Fusion/Butt Welding)

公称通径 Nom Size DN（mm）	外形尺寸O'D（mm）		
	D	d2	L
15*20	25	20	42
20*25	32	25	49
25*32	40	32	56
32*40	50	40	70
40*50	63	50	82
50*65	75	63	97
65*80	90	75	111
80*100	110	90	132
100*125	140	110	165
125*150	160	140	191
150*200	225	160	220
200*250	280	225	240
250*300	315	280	260
300*400	400	315	390

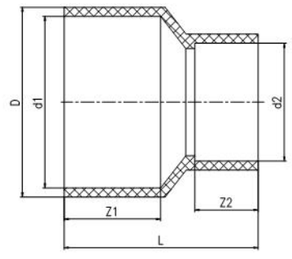

注：若需非标准管件，可以按图样制作。
Note:For non-standard pipes and tube profucef by drawing

45°弯头（连接方式：热熔承插/热熔对焊）
45° Elbow (Connection Mode:Socket Fusion/Butt Welding)

公称通径 Nom Size DN (mm)	L(mm)	L1(mm)	PN2.5 e (mm)	PN3.2 e (mm)
20	44	39	-	3.0
25	48	42	-	3.0
32	57	49	-	3.0
40	63	53	-	3.7
50	70	57	-	4.6
63	80	64	3.6	5.8
75	95	70	4.3	6.9
90	104	82	5.1	8.2
110	108	82	6.3	10.0
125	133	100	7.1	11.4
160	157	117	9.1	14.6
180	172	132	10.2	16.4
200	171	121	11.4	18.2
180	177	132	10.2	16.4
200	171	121	11.4	18.2
225	193	126	12.8	20.5
250	219	157	14.2	22.8
280	244	174	15.9	25.5
315	256	177	17.9	28.7
450		675	25.5	41.0
500		750	29.3	45.5
550		840	31.7	-
630		945	35.7	-
700		1065	40.2	-

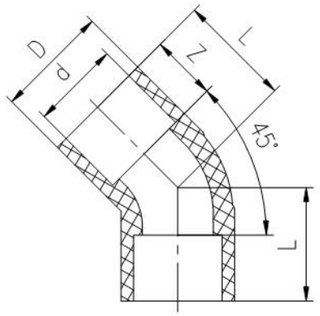

90°弯头（连接方式：热熔承插/热熔对焊）
90° Elbow main (Connection Mode:Socket Fusion/Butt Welding)

公称通径 DN(mm)	D(mm)	r(mm)	Z(mm)	PN6 e (mm)	PN10 e (mm)
15	20	23	32	-	2.5
20	25	30	38	-	2.7
25	32	32	34	-	3.0
32	40	40	46	-	3.7
40	50	50	58	2.9	4.6
50	63	63	70	3.6	5.8
65	75	73	85	4.3	6.9
80	90	90	100	5.1	8.2
100	110	110	124	6.3	10.0
125	140	140	150	8.0	12.8
150	160	155	180	9.1	14.6
180	200	175		10.2	16.4
200	225	185		11.4	18.2
200	225	225	250	12.8	20.5
250	240	280	14.2	22.8	
250	280	280	290	15.9	25.5
300	315	255	335	17.9	28.7
350	355	300	340	20.1	32.3
400	400	300	340	22.7	36.4
450		675	875	25.5	41.0
500		750	975	29.3	45.5
560		840	1075	31.7	-
630		945	1200	35.7	-
700	1065	1360	40.2	-	

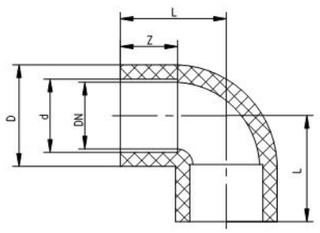

活套法兰
Van stone flange

公称通径 Nom Size DN(mm)	d	外形尺寸OD（mm） D	d	D1	Øe	T	n
25	32	115	32	85	14	18	4
32	40	140	40	100	18	20	4
40	50	150	50	110	18	20	4
50	63	165	63	125	18	25	4
65	75	185	75	145	18	25	4
80	90	200	90	160	18	26	8
100	110	220	110	180	18	28	8
125	140	250	140	210	18	30	8
150	160	285	160	240	22	32	8
180	150	287	180	240	22	24	8
200	200	341	200	295	22	24	8
200	225	340	225	295	22	35	8
250	280	406	280	350	22	43	12
300	315	475	315	400	22	43	12
350	355	535	355	476	23	43	16
400	400	565	400	515	26	60	16
450	450	615	450	565	26	70	20
500	500	670	500	620	26	75	20
600	630	780	630	725	30	80	20

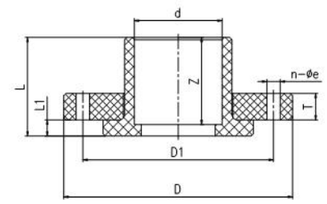

法兰
Flange

公称通径 Nom Size DN(mm)	外形尺寸OD（mm） D2	d	L	D1	Øe	T	n
15	95	20	60	65	14	13	4
20	105	25	65	75	14	17	4
25	115	32	70	85	14	18	4
32	140	40	70	100	18	20	4
40	150	50	70	110	18	20	4
50	165	63	80	125	18	25	4
65	185	75	80	145	18	25	4
80	200	90	80	160	18	26	8
100	220	110	80	180	18	28	8
125	250	140	90	210	18	30	8
150	280	160	90	240	22	30	8
200	340	225	110	295	22	30	8
250	390	280	110	350	23	30	12
300	445	315	110	400	23	43	12
350	505	355	110	460	23	43	16
400	597	400	110	536	26	60	16
450	615	450		565	26	70	20
500	670	500		620	26	75	20
600	780	630		725	30	80	20

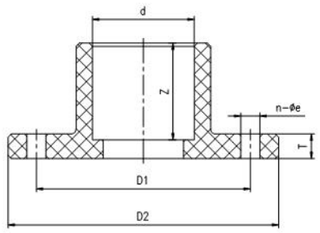

盲法兰
Blind flange

公称通径 Nom Size DN(mm)	外形尺寸OD（mm）				
	D1	D	T	Øe	n
15	65	95	12±1	14	4
20	75	105	14±1	14	4
25	85	115	14±1	14	4
32	100	140	14±1	18	4
40	110	150	16±1	18	4
50	125	165	16±1	18	4
65	145	185	16±1	18	4
80	160	200	18±1	18	8
100	180	220	18±1	18	8
125	210	250	22±1	18	8
150	240	280	22±1	22	8
180	240	285	24±1	22	8
200	295	336	22±1	22	8
200	295	340	24±1	88	8
250	350	390	28±1	22	12
300	400	440	28±1	22	12
350	460	505	30±1	22	16
400	515	565	30±1	26	16

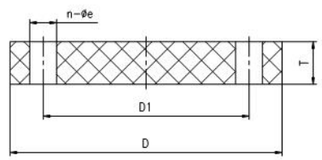

活接（连接方式：热熔承插/热熔对焊）
Union (Connection Mode:Socket Fusion/Butt Welding)

公称通径 Nom Size DN(mm)	外形尺寸OD（mm）			
	D1	D	T	Z
15	49	20	48	16
20	55	25	52	17
25	68	32	60	19
32	78	40	71	21
40	93	50	80	23
50	103	63	100	28
65	118	75	111	32
80	154	90	135	36
100	188	110	157	42

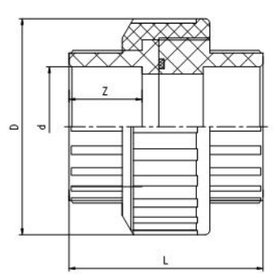

闷盖（连接方式：热熔承插/热熔对焊）
End cap (Connection Mode:Socket Fusion/Butt Welding)

公称通径 Nom Size DN（mm）	外形尺寸OD（mm）			
	D	d	L	Z
15	28	20	22	16
20	33	25	25	17
25	40	32	30	19
32	50	40	35	21
40	61	50	43	23
50	75	63	51	28
65	88	75	59	32
80	104	90	69	36
100	127	110	80	42

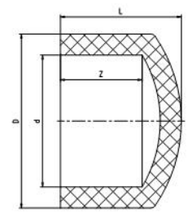

内螺纹接头（连接方式：热熔承插/热熔对焊）
Female adapter (Connection Mode:Socket Fusion/Butt Welding)

公称通径 Nom Size DN（mm）	外形尺寸OD（mm）						
	D	d	Z	D1	B	L	S
15	28	20	16	1/2ⁿ	28	34	16
20	33	25	17	3/4ⁿ	34	40	18
25	40	32	19	1ⁿ	41	47	21
32	50	40	21	1-1/4ⁿ	50	54	24
40	61	50	23	1-1/2ⁿ	65	62	27
50	75	63	28	2ⁿ	75	69	27

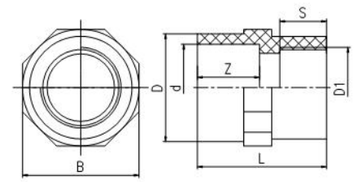

外螺纹接头（连接方式：热熔承插/热熔对焊）
Male coupling (Connection Mode:Socket Fusion/Butt Welding)

公称通径 Nom Size DN（mm）	外形尺寸OD（mm）						
	D	d	Z	D1	B	L	S
15	28	20	16	1/2ⁿ	28	42	16
20	33	25	17	3/4ⁿ	34	45	18
25	40	32	19	1ⁿ	41	50	21
32	50	40	21	1-1/4ⁿ	50	60	24
40	61	50	23	1-1/2ⁿ	65	67	27
50	75	63	28	2ⁿ	75	75	27

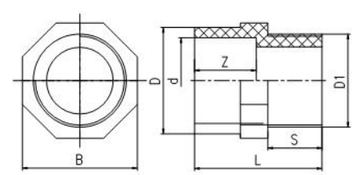

FRPP管材系列
FRPP Series

- 材质：FRPP
- 尺寸：DN15~DN600
- 连接方式：承插焊接
- Material: FRPP
- Size：DN15~DN600
- Connection mode : Socket Welding

FRPP直管（连接方式：承插焊接）
FRPP Pipe (Connection mode : Socket Welding)

公称通径 Nom Size DN（mm）	公称外径 Ø（mm）	外径偏差 Radius deviation	长度 Length	厚壁s及偏差 Thick wall s & Deviation			
				PN0.4MPa	PN0.6MPa	PN0.8MPa	PN1.0MPa
15	20	±0.2	5000	-	-	-	2.1±0.3
20	25	±0.3	5000	-	-	-	2.5±0.5
25	32	±0.3	5000	-	-	-	3.0±0.5
32	40	±0.4	5000	-	-	2.8±0.4	3.2±0.5
40	50	±0.5	5000	-	3.0±0.5	3.0±0.5	4.2±0.6
50	63	±0.5	5000	2.8±0.5	3.3±0.6	3.4±0.6	5.2±0.7
65	75	±0.7	5000	3.0±0.5	3.9±0.6	4.3±0.7	6.2±0.9
80	90	±0.9	5000	3.2±0.6	4.4±0.7	5.1±08	7.5±1.0
100	110	±1.0	5000	3.9±0.6	5.7±0.8	6.1±0.9	9.1±1.2
125	140	±1.3	5000	5.0±0.7	7.2±1.0	8.5±1.1	11.6±1.4
150	160	±1.5	5000	5.7±0.8	8.3±1.1	9.5±1.2	13.3±1.6
200	225	±2.1	5000	7.1±1.0	11.6±1.4	13.6±1.	18.7±2.1
250	280	±2.6	5000	9.9±1.2	14.4±1.7	17.0±1.9	23.2±2.6
300	315	±2.9	5000	11.1±1.3	16.2±1.9	18.9±2.1	26.1±3.6
350	355	±3.2	5000	12.5±1.5	18.3±2.1	21.2±2.4	29.4±4.6
400	400	±3.6	5000	14.4±1.7	20.6±2.3	23.9±3.7	33.2±5.2
450	450	±4.1	5000	15.8±2.6	23.3±3.7	26.9±4.2	-
500	500	±4.4	5000	17.6±2.9	25.7±4.1	30.5±4.8	-
600	630	±5.5	5000	21.4±3.4	-	-	-

注：若需非标准管材，可以按图样制作
Note:For non-standard pipe and tube produced by drawing

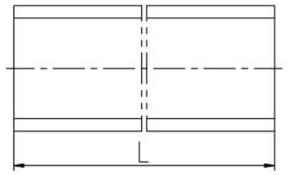

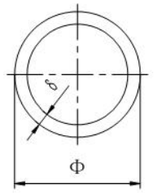

直通（连接方式：承插焊接）
Two-Way (Connection mode : Socket Welding)

公称通径 Nom Size DN（mm）	外形尺寸OD（mm）				
	$L^{\pm1}$（mm）	$D^{\pm1}$（mm）	$K\pm^{1.5}$（mm）	Z(mm)	d(mm)
15	35.0	29.0	3.0	16	20
20	39.0	35.0	3.0	17	25
25	43.0	43.0	3.0	19	32
32	47.0	51.0	3.0	21	40
40	52.0	64.0	3.0	23	50
50	60.0	81.0	3.0	28	63
65	70.0	92.0	4.0	32	75
80	78.0	112.5	5.0	36	90
100	92.0	129.0	5.0	42	110

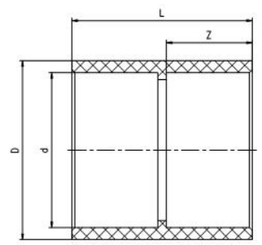

三通（连接方式：承插焊接）
Tee (Connection mode : Socket Welding)

公称通径 Nom Size DN(mm)	外形尺寸OD（mm）			
	D	H	L	E
15	20	35	70	2.5
20	25	40	78	2.7
25	32	46	88	3.0
32	40	44	86	3.7
40	50	52	98	4.7
50	63	65	125	5.8
65	75	75	147	6.9
80	90	103	201	8.2
100	110	120	240	10
125	140	145	293	11.4
150	160	160	315	14.6
200	225	214	435	20.5
250	280	242	495	25.5
300	315	268	530	28.7
350	355	332	665	32.3
400	400	337	674	36.4
450	450	480	960	25.5
500	500	500	1000	28.3
560	560	540	1080	31.7
600	630	615	1230	35.7



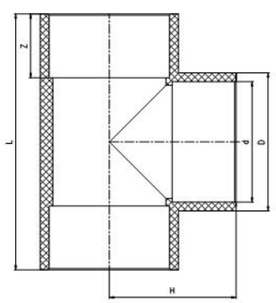

注：若需非标准管材，可以按图样制作
Note:For non-standard pipe and tube produced by drawing

异径三通（连接方式：承插焊接）
Reducing tee (Connection mode : Socket Welding)

公称通径 Nom Size DN(mm)	外形尺寸OD（mm）				PN10	
	d1（mm）	d2(mm)	L(mm)	Z(mm)	s1 (mm)	s2(mm)
80*25	90	32	204	85	14.2	6.3
80*40	90	50	203	93	14.0	8.4
80*50	90	63	203	95	14.2	9.0
100*25	110	32	238	100	16.6	6.1
100*40	110	50	231	100	16.5	8.5
100*50	110	63	233	107	16.8	10.0
100*80	110	90	229	115	17.2	16.4
125*50	140	63	285	120	20.7	11.5
125*65	140	75	290	130	18.0	11.0
125*80	140	90	293	130	19.2	13.2
125*100	140	110	292	137	21.6	17.5
150*50	160	63	316	132	20.1	12.0
150*80	160	90	313	140	19.0	15.0
150*100	160	110	316	158	21.3	17.3
150*125	160	140	314	150	20.5	18.2
200*80	225	90	437	168	25.5	13.2
200*100	225	110	435	165	26.0	17.0
200*125	225	140	435	173	27.5	19.3
200*150	225	160	435	208	28.4	22.8
250*100	280	110	435	195	28.3	16.0
250*150	280	160	438	225	30.6	21.0

注：若需非标准管材，可以按图样制作
Note:For non-standard pipe and tube produced by drawing

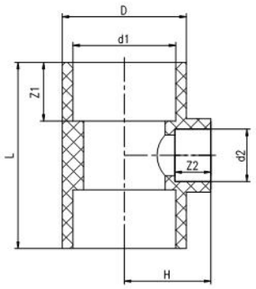

四通（连接方式：承插焊接）
Cross (Connection mode : Socket Welding)

公称通径 Nom Size DN(mm)	外形尺寸OD（mm）		
	D	L	e
15	20	56	2.5
20	25	66	2.7
25	32	80	3.0
32	40	98	3.7
40	50	120	4.7
50	63	148	5.8
65	75	169	6.9
80	90	200	8.2
100	110	240	10
125	140	300	11.4
150	160	338	14.6
200	225	460	20.5



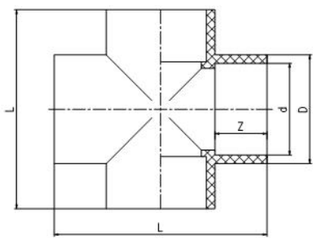

活接（连接方式：承插焊接）
Union (Connection mode : Socket Welding)

公称通径 Nom Size DN(mm)	外形尺寸OD（mm）			
	D	d	L	Z
15	49	20	48	16
20	55	25	52	17
25	68	32	60	19
32	78	40	71	21
40	93	50	80	23
50	103	63	100	28
65	118	75	111	32
80	154	90	135	36
100	188	110	157	42



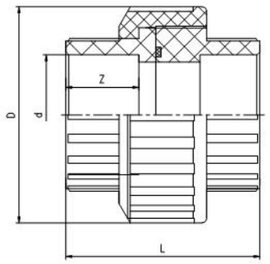

法兰
Flange

公称通径 Nom Size（mm）	外形尺寸OD（mm）						
	D2	d	D1	Øe	T	n	z
15	95	20	65	14	13	4	2.1
20	105	25	75	14	17	4	2.5
25	115	32	85	14	18	4	3.0
32	140	40	100	18	20	4	3.2
40	150	50	110	18	20	4	4.2
50	165	63	125	18	25	4	5.2
65	185	75	145	18	25	4	6.2
80	200	90	160	18	26	4	7.5
100	220	110	180	18	28	8	9.1
125	250	140	210	18	30	8	11.6
150	280	160	240	22	30	8	13.3
200	340	225	295	22	30	8	18.7
250	390	280	350	23	30	12	23.2
300	445	315	400	23	43	12	26.1
350	505	355	460	23	43	16	29.4
400	597	400	536	26	60	16	33.2



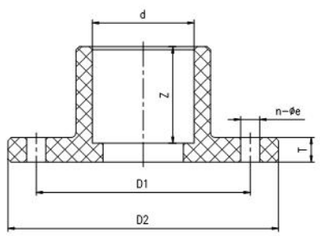

注：若需非标准管材，可以按图样制作
Note:For non-standard pipe and tube produced by drawing

盲法兰
Blind flange

公称通径 Nom Size DN(mm)	外形尺寸OD（mm）				
	D1	D	T	Øe	n
15	65	95	12±1	14	4
20	75	105	14±1	14	4
25	85	115	14±1	14	4
32	100	140	14±1	18	4
40	110	150	16±1	18	4
50	125	165	16±1	18	4
65	145	185	16±1	18	4
80	160	200	18±1	18	8
100	180	220	18±1	18	8
125	210	250	22±1	18	8
150	240	280	22±1	22	8
200	295	336	22±1	22	8
250	350	390	28±1	22	12
300	400	440	28±1	22	12
350	460	505	30±2	22	16
400	515	565	30±2	26	16



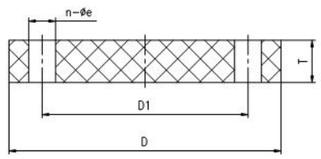

闷盖（连接方式：承插焊接）
End cap (Connection mode : Socket Welding)

公称通径 Nom Size DN(mm)	$L^{\pm1.5}$（mm）	$D^{\pm1}$（mm）	d（mm）	Z（mm）
15	25.0	29.8	20	16
20	28.0	34.5	25	17
25	35.5	43.2	32	19
32	40.0	53.0	40	21
40	48.5	65.0	50	23
50	54.5	80.1	63	28
65	60.5	92.0	75	32
80	79.0	112.5	90	36
100	93.0	132.5	110	42



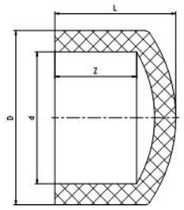

内螺纹接头（连接方式：承插焊接）
Femal adapter (Connection mode : Socket Welding)

公称通径 Nom Size DN（mm）	外形尺寸O'D（mm）						
	D	d	Z	D1	B	L	S
15	28	20	16	1/2ⁿ	28	34	16
20	33	25	17	3/4ⁿ	34	40	18
25	40	32	19	1ⁿ	41	47	21
32	50	40	21	1-1/4ⁿ	50	54	24
40	61	50	23	1-1/2ⁿ	65	62	27
50	75	63	28	2ⁿ	75	69	27

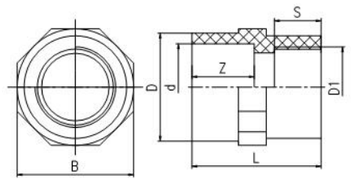

外螺纹接头（连接方式：承插焊接）
Male coupling (Connection mode : Socket Welding)

公称通径 Nom Size DN（mm）	外形尺寸OD（mm）						
	D	d	Z	D1	B	L	S
15	28	20	18	1/2ⁿ	28	42	16
20	33	25	17	3/4ⁿ	34	45	18
25	40	32	19	1ⁿ	41	50	21
32	50	40	21	1-1/4ⁿ	50	60	24
40	61	50	23	1-1/2ⁿ	65	67	27
50	75	63	28	2ⁿ	75	75	27

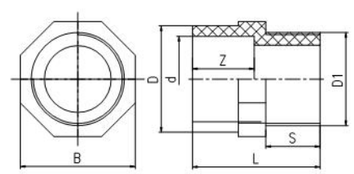

45°弯头（连接方式：承插焊接）
45°Elbow (Connection mode : Socket Welding)

公称通径 Nom Size DN(mm)	公称外径 Ø（mm）	L(mm)	Z(mm)	PN6	PN10
				s(mm)	s(mm)
15	20	39	44	-	3.0
20	25	42	48	-	3.0
25	32	49	57	-	3.0
32	40	53	63	-	3.7
40	50	57	70	-	4.6
50	63	64	80	3.6	5.8
65	75	70	95	4.3	6.9
80	90	82	104	5.1	8.2
100	10	82	108	6.3	10.0
125	145	100	133	7.1	11.4
150	160	117	157	9.1	14.6
200	225	126	183	12.8	20.5
250	280	174	244	15.8	25.5
300	315	177	256	17.9	28.7
450	450			25.5	41.0
500	500			28.3	45.5
560	560			31.7	-
600	630			35.7	-

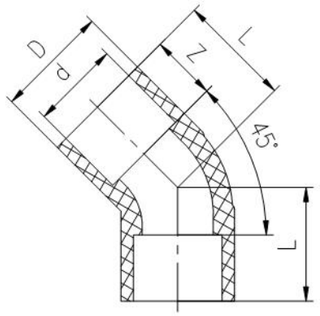

90°弯头（连接方式：承插焊接）
90°Elbow (Connection mode : Socket Welding)

公称通径 Nom Size DN(mm)	公称外径 Nom Size Ø（mm）	L(mm)	Z(mm)	PN6	PN10
				s(mm)	s(mm)
15	20	32	23	-	2.5
20	25	38	30	-	2.7
25	32	34	32	-	3.0
32	40	46	40	-	3.7
40	50	58	50	2.9	4.6
50	63	70	63	3.6	5.8
65	75	85	73	4.3	6.9
80	90	100	90	5.1	8.2
100	110	124	110	6.3	10.0
125	140	150	140	8.0	12.8
150	160	180	155	9.1	14.6
200	225	250	225	12.8	20.5
250	280	290	280	15.9	25.5
300	315	335	255	17.9	28.7
350	355	340	300	20.1	32.3
400	400	340	300	22.7	36.4
450	450	875	375	25.5	41.0
500	500	975	750	28.3	45.5
560	560	1075	840	31.7	-
600	630	1200	945	35.7	-



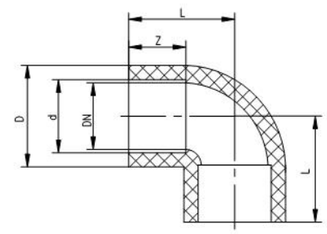

大小头（连接方式：承插焊接）
Reducing (Connection mode : Socket Welding)

公称通径 Nom Size DN(mm)	d1/d2 (mm)	I 2(mm)	I 1 (mm)	I (mm)	PN10 s 1/s 2(mm)
15*20	25/20	39	41	87	3.0/3.0
15*25	32/20	44	39	95	3.0/3.0
25*20	32/25	45	39	95	3.0/3.0
32*15	40/20	49	39	104	3.7/3.0
32*20	40/25	49	41	105	3.7/3.0
32*25	40/32	49	44	105	4.6/3.0
40*20	50/25	57	43	120	4.6/3.0
40*25	50/32	59	46	122	4.6/3.0
40*32	50/40	57	49	126	4.6/3.7
50*25	63/32	64	49	136	5.8/3.0
50*32	63/40	59	50	129	5.8/3.7
50*40	63/50	66	59	151	5.8/4.6
65*40	75/50	64	55	148	6.9/4.6
65*50	75/63	65	59	149	6.9/5.8
80*50	90/63	72	60	159	8.2/5.8
80*65	90/75	76	61	163	8.2/6.9
100*50	110/63	83	61	181	10.0/5.8
100*80	110/90	83	74	179	10.0/8.2
125*50	140/63	91	61	193	11.4/5.8
125*80	140/90	90	74	191	11.4/8.2
125*100	140/110	90	81	201	11.4/10.0
150*80	160/90	103	76	221	14.6/8.2
150*100	160/110	93	88	225	14.6/10.0

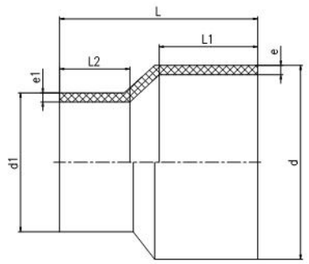

活套法兰
Van stone flange

公称通径 Nom Size DN(mm)	公称外径 DNd1/d2 (mm)	外形尺寸OD（mm） D	d	Z	D1	Øe	T	n
25	32	115	32	22	85	14	18	4
32	40	140	40	27	100	18	20	4
40	50	150	50	31	110	18	20	4
50	63	165	63	38	125	18	25	4
65	75	185	75	44	145	18	25	4
80	90	200	90	51	160	18	26	8
100	110	220	110	61	180	18	28	8
125	140	250	140	76	210	18	30	8
150	160	285	160	86	240	22	32	8
200	225	340	225	119	295	22	35	8
250	280	406	280	146	350	22	43	12
300	315	475	315	164	400	22	43	12
350	355	535	355	185	476	22	43	16
400	400	565	400	200	515	26	60	16
450	450	615	450	231	565	26	70	20
500	500	670	500	256	620	26	75	20
600	630	780	630	321	725	30	80	20



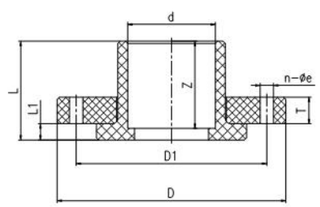

管道辅助材料系列
Pipeline Accessory Material Series

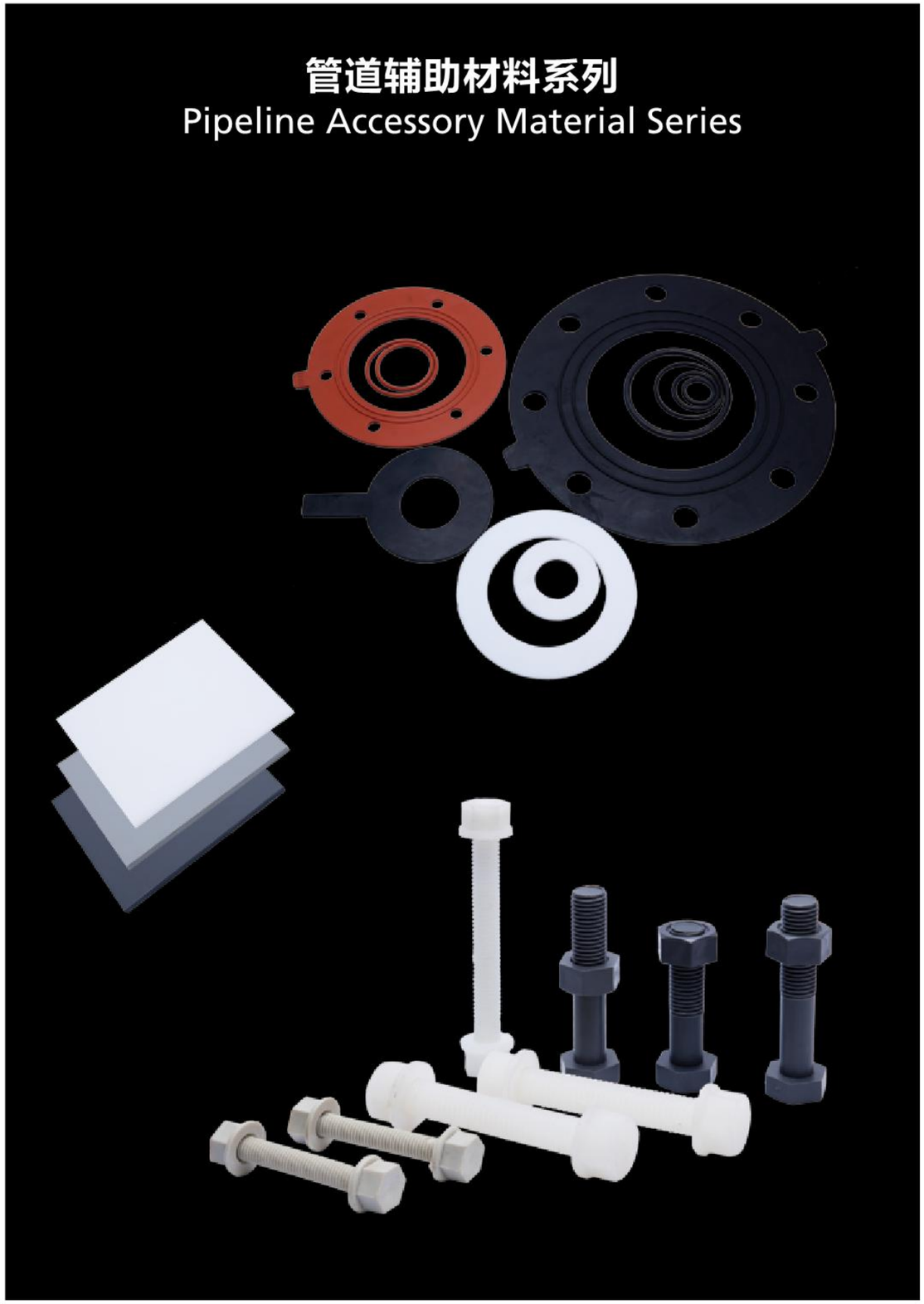

板材
Plates

CPVC挤出板材
CPVC Extruded sheets



- 性能特点：使用温度范围广：耐温至95℃；具有极佳的强度和韧性；具有优良的耐化学腐蚀性能；阻燃性能为自燃性；低热传导性能，约为钢材的1/200；优异的耐老化，使正常使用寿命比其他板材均有很大的延长。
- 适用范围：金属处理、电镀工厂、医药厂；摄影冲洗用之化学品；纺织厂，制革厂漂白，染色；半导体制造厂；二氧化氯，氯及氯碱厂。

- Specially: wide temperature range: indoor temperature to 95℃;superficial intension and tenacity;good chemical erosion resistance,flame-resistance is self-flaming,low heat transmission is only about 1/200 that of steel. Excellent performance of anti-aging makes the lifetime longer than other boards under normal service conditions.
- Field:metal treatment,glazing factorise, medicine factorise, chemicals for film developing, bleaching and dyeing in textile factories and leather factories.semi-conductors manbufacturers,CIO2,CI,and chlorine alkali factories.

UPVC挤出板材
U-PVC Extruded sheets



- 性能特点：耐腐性强：耐高温及耐压性能高于一般同类产品；产品卫生性能好，和铅盐稳定剂相比有两大优点，一方面提高了产品的耐冲击强度；另一方面提高了产品的卫生性能；板材制成品盛装溶液后无铅等重金属元素析出，不会对盛溶液的材质造成影响。
- 适用范围：广泛用于化工、建材、纺织、电子、食品、医药、卫生等多种行业。

- Specialty:strong erosion resistance;The performance of withstand high temperature and pressure is better than other normal samk kind of products;good sanitation,there are two advatages compared with lead salt;on one hand,it has improved the strength to withstand inpact;on the other hand, it improves the sanitation of the product. The containers made of the boards, there will be no heavy metal elements occurred, there fore it won’ t affect the material of the containers
- Field:widely applined in chemical industry,construction material,textiles,electrons,food,m edicines,sanitation and other fields.

PPH挤出板材
PPH Extruded sheets

- 规格：厚2~20mm，宽1.0~1.5m;（长度任意）
  厚20~30mm，宽1.0~1.3m；（长度任意）
- 颜色：为米黄色
- 特点：耐热性好；电气绝缘性能可靠。无毒，机械强度高，具有优良的化学稳定性。
- 适用范围：广泛用于化工、机械、电器及电子工业等结构材料。

- Specifications: Thickness:2-20mm,width:1.0-1.5m;any length.
  Thickeness:20-30mm.width:1.0-1.3m;any length
- Colors:For cream color
- Specialty:good performance of heat with standing,reliable electrical insulation performance.No poison, high mechanical strength,excellent chemical stability.
- Field:As construction materials is widely applied in chemical industry, mechanical industry,appliances and electronic industry.

PP挤出板材
PP extruded sheets

- 规格：厚2-20mm，宽1.0-1.5m;(长度任意)
  厚20-30mm，宽1.0-1.3m(长度任意)
- 颜色：一般为乳白色半透明状。可依用户要求生产其他颜色。
- 特点：耐热性好；电气绝缘性能可靠。无毒，机械强度高，具有优良的化学稳定性。
- 适用范围：广泛用于化工、机械、电器及电子工业等结构材料。

- Specifications: Thickness:2-20mm,width:1.0-1.5m;any length.
  Thickeness:20-30mm.width:1.0-1.3m;any length
- Colors:generally as milk and semi-transparcnt,and any other colors the clinets required.
- Specialty:good performance of heat with standing,reliable electrical insulation performance.No poison, high mechanical strength,excellent chemical stability.
- Field:As construction materials is widely applied in chemical industry, mechanical industry,appliances and electronic industry.

PVDF挤出板材
PVDF extruded sheets

- 规格：厚2-10mm，宽1.0-1.3m;(长度任意)
- 颜色：常用色，及用户要求的其他颜色。
- 特点：耐腐性强；电气绝缘性能可靠使用寿命长；耐温-20℃-140℃，耐压性能高于一般同类产品
- 适用范围：各种耐腐蚀设备结构材料；电气绝缘材料。

- Specifications:Thickness:2-10mm,width:1.0-1.3m;any length.
- Colors:usual colors, and any other colors the clinets required.
- Specialty:strong erosion resistance;reliable electrical insulation;longlife time stronger heat resistance and pressure with stand than other same kind of products.
- Field:As construction material for all kinds of erosion resistant equipment;electrical insulation materials.

橡胶包四氟、橡胶密封垫片
Rubber 4F、Rubber sealing washer

公称通径 Nom Size DN（mm）	D	D	S	公称压力norminal pressure(Mpa)					
				1.0			1.6		
				D	K	d*x	D	K	d*x
15	21	40	3	95	65	14*4	95	65	14*4
20	27	50	3	105	75	14*4	105	75	14*4
25	34	60	3	115	85	14*4	115	85	14*4
32	43	70	3	140	100	18*4	140	100	18*4
40	48	80	3	150	110	18*4	150	110	18*4
50	60	92	3	165	125	18*4	165	125	18*4
65	76	110	3	185	145	18*4	185	145	18*4
80	89	126	3	200	160	18*4	200	160	18*4
100	114	151	3	220	180	18*4	220	180	18*4
125	140	178	3	250	210	18*4	250	210	18*4
150	168	206	3.5	285	240	22*8	285	240	22*8
200	219	260	3.5	340	295	22*8	340	295	22*8
250	273	314	3.5	395	350	22*12	405	355	26*12
300	324	365	3.5	445	400	22*12	460	410	26*12
350	356	412	4	505	460	22*16	520	470	26*16
400	407	469	4	565	515	26*16	580	525	30*16
450	457	528	4	615	565	26*16	640	585	30*16
500	508	578	4	670	620	26*20	715	650	33*20
600	610	679	4	780	725	30*20	840	770	36*20



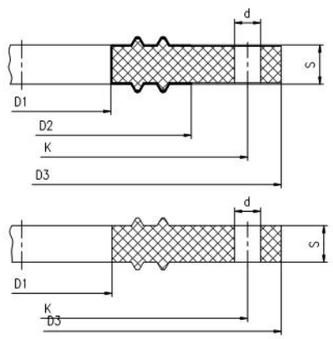

管夹
Pipe carrier

公称通径 Nom Size DN(mm)	外形尺寸（mm）			
	H	L	R	t
15	27	23	10	14
20	32.5	29	12.5	16
25	39	36	16	16
32	44.5	42	20	16
40	50	52	25	16
50	57	68	31.5	16
65	70	76	37.5	16
80	70	95	45	18
100	86.5	104	55	20
125	87	212	70	28
150	103	256	80	30
200	126	270	113	35

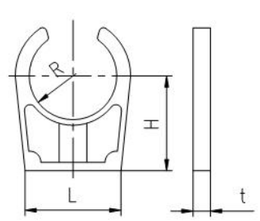

焊条
Welding rod

规格 Size	外形尺寸（mm）			长度L（mm）
	d	L	H	
1.5	1.5	1	1.2	1000
2.0	2	1.5	1.7	1000
2.5	2.5	2.5	2.2	1000

螺丝
Screw

备有耐腐蚀全塑螺丝、螺帽 Plastic:Screw and nut with conosion resistonce	规格：Ø8-Ø30mm Standard: Ø8-Ø30mm
规格尺寸：参照GB5789-86 Standard size:GB5789-86	材质：CPVC/UPVC/PP/PVDF/PPH MaterialCPVC/UPVC/PP/PVDF/PPH

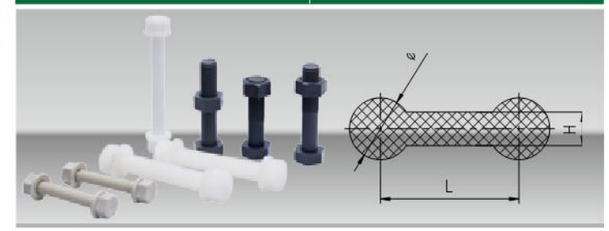

补偿器结构长度和技术参数
Compensator Structure Length And Technological Patameter

公称通径 Dimensions and weight DN	波 Wave	长度 Length mm	许延伸量 (+) 压缩量 (-) Stretch(+) Compression(-) mm		许径向偏移 b Lateral Displacement mm	许转角度 a Angle ofDeflection mm	使用压力 Mpa Operating pressure		
							耐负压型 Negative resistance	正压 positive pressure	
								A 型 Type A	B 型 Type B
25	3	65	+6	-8	5	20	-0.009	0.6	1.6
32	3	70	+6	10	8	20	-0.009	0.6	1.6
40	3	75	+6	-12	12	25	-0.009	0.6	1.6
50	3	82	+7	-13	16	25	-0.009	0.6	1.6
65(70)	3	90	+8	-15	18	30	-0.009	0.6	1.6
80	3	100	+9	-16	20	30	-0.009	0.6	1.6
100	3	110	+10	-17	20	30	-0.009	0.6	1.6
125	3	120	+11	-18	20	30	-0.009	0.6	1.0
150	3	140	+12	-20	20	25	-0.009	0.4	1.0
200	3	140	+13	-22	20	20	-0.009	0.4	1.0
250	3	160	+13	-23	20	15	-0.009	0.25	1.0
300	3	160	+13	-25	20	12	-0.009	0.25	1.0
400	3	180	+13	-25	20	12	-0.009	0.15	1.0
500	3	200	+13	-25	20	12	-0.009	0.15	1.0
600	3	240	+13	-25	20	12	-0.009	0.15	0.8
700	3	240	+13	-25	20	10	-0.008	0.15	0.8
800	3	260	+13	-25	20	10	-0.008	0.15	0.8

鲍尔环、阶梯环、花环填料
Baodr ring, Ladder ring, Flower ring packing

特性/Characteristics

鲍尔环填料具有低压降、通量大、效率高的特点。HYPAK填料较同类尺寸的PALL环具有更低的压降及更高的传质效率，而且在填料层内液体分布好。
Pall ring packing has the merits of low pressure drop, large passage and high efficiency.HYPAK packing has lower pressure drop higher mass transfer effiency than pall ring at the same size,moreover, it has a good distribution of liquid in the packing。

主要连接尺寸
Main connection dimension

序号 No.	产品名称 Product range	公称尺寸 Size (mm)	外径和高 Outer diameter and high(mm)	单位体积数 Unit volume number (只/m³)	堆积重度 Stack specific weight (kg/m³)	比表面积 Compared to surface area (m²/m³)	空隙率 Percentage of voids (m³/m³)	干填料因子 Fills in the material factor dryly(1/m)	湿填料因子 Fills in the material factor wet(1/m)	备注 Note
1	鲍尔环Baoer ring	16	16*16	209000	605	341	0.93	424	230	金属Metla
2	鲍尔环Baoer ring	25	25*25	49600	490	207	0.94	249	158	金属Metla
3	鲍尔环Baoer ring	38	38*38	1300	425	128	0.95	149	92	金属Metla
4	鲍尔环Baoer ring	50	50*50	6400	390	108	0.96	119	66	金属Metla
5	鲍尔环Baoer ring	76	76*76	2000	300	90	0.943			金属Metla
6	鲍尔环Baoer ring	16	16*16	214000	118	341	0.87	218	318	塑料Plastic
7	鲍尔环Baoer ring	25	25*25	53500	103	207	0.9	284	171	塑料Plastic
8	鲍尔环Baoer ring	38	38*38	16300	77	128	0.91	170	105	塑料Plastic
9	鲍尔环Baoer ring	50	50*50	660	73	102	0.92	131	82	塑料Plastic
10	鲍尔环Baoer ring	76	76*76	2100	65	91	0.94			塑料Plastic
11	鲍尔环Baoer ring	100	100*100	870	60	78	0.96			塑料Plastic

特性：压降低、通量大、效率高、符合弹性大、抗污性好。
Charasteristics: low pressure drop, large passage, high efficiency, big load range,exellent pollution resistance

序号 No.	产品名称 Product range	外径和高 Outer diameter and high(mm)	支架厚度 The thickness of the scaffold	支架个数 Number of stents	堆积个数 Accumulation number (n/m³)	比表面积 Compared to surface area (m²/m³)	空隙率 Percentage of voids (m³/m³)	备注 Note
1	泰勒环 Thailor ring	25*9	1.5×2	5	170000	195	0.82	塑料Plastic
2	泰勒环 Thailor ring	47*19	3×3	9	32500	185	0.88	塑料Plastic
3	泰勒环 Thailor ring	51*19	3×3	9	25000	180	0.98	塑料Plastic
4	泰勒环 Thailor ring	59*19	3×3	12	17500	150	0.92	塑料Plastic
5	泰勒环 Thailor ring	73*27.5	3×4	12	8000	127	0.98	塑料Plastic
6	泰勒环 Thailor ring	95*37	3×6	12	3900	94	0.90	塑料Plastic
7	泰勒环 Thailor ring	100*37	3×6	12	3300	78	0.93	塑料Plastic
8	泰勒环 Thailor ring	145*48	3×6	20	1100	65	0.95	塑料Plastic

本厂同时还生产各种马鞍环、矩鞍环、海尔环、共轭环、蝶蝶环、多而空心球、PP净化球。高科技绿色环保产品。
Our plant also provides various kinds of high-tech green products like saddle ring, square-saddle ring, heilex ring, conjugate ring, butterfly ring,hollow spheres, pp purified spheres

管道胶水
Pipeline glue

预粘胶
Preliminaty glue

透明
三年保质期
符合ASTMF-656标准
Transparent
3-year warranty
Meeting ASTM F-656
p-68
用于UPVC和CPVC管材及管件粘结前的预处理：
软化管材和管件表面，提高粘结效果，是粘接施工必须的材料。

Used for the preliminary treatment of UPVC and CPVC pipelines and joins before bonding. It is capble of softening the surfaces of pipe and joints, and improve the bonding effects, being a necessaty material for bonding work.

CPVC管道胶水
CPVC pipeline glue

灰色
二年保质期
符合ASTM D-493标准
Gray
2-year warranty
Meeting ASTM D-493
724
高粘度，中等干化时间；主要适用于公称通径DN150以上CPVC管材和管件；拥有很好的填补空隙的功能，而且具有中等的干固时间，为高温天气下提供更长的粘接操作时间。

Medium viscosity, fast drying;Mainly used for hard UPVC pipes and joints under inside nominal diameter under DN150.
It has excellent capability in filling gaps and average drying time, providing longer time bonding under high temoerature.

UPVC管道胶水
UPVC pipeline glue

灰色
三年保质期
符合ASTMD-2564标准
Gray
3-year warranty
Meeting ASTM D-2564
717
高粘度，中等干化时间；
主要适用于公称通径DN100以下硬质UPVC管材和管件。拥有很好的填补空隙的功能，而且具有中等干固时间，为高温天气下提供更长的粘接操作时间。

Mwdium viscosity,fast drying:Mainly used for hard UPCV pipes and joints under inside nominal diameter under DN100.
It has excellent capbility in filing gaps and average drying time,providing loger time bonding under high temoerature.

隔膜阀系列
Diaphragm Valve Series

- 材质:CPVC、PVDF、UCVC、PPH、FRPP
- 尺寸：DN15~250
- 连接方式：法兰连接

- Material: CPVC、PVDF、UCVC、PPH、FRPP
- Size：DN15~250


CPVC


UPVC


FRPP


PPH


PVDF


气动隔膜阀


PPH


FRPP

G41F-10S/F/U/(B) 型隔膜阀
Diaphragm valve

隔膜阀材质表
Diaphragm valve material list

件号No.	名称Name	材质Material
1	限位罩Cover limit	PC, AS
2	指示器Indicator	钢.铜HT300 Steel
3	垫圈Washer	Pp
4	阀杆螺母Yoke Nut	铸铁，钢Cast iron, copper
5	挡圈Retaining ring	65Mn
6	手轮Wheel	PP
7	平面轴承Flat bearing	单向推力球轴承 Ball bearing
8	阀杆Stem	钢，不锈钢 Steel, Stainless steel
9	销Pin	钢，不锈钢 Steel, Stainless steel
10	阀盖Bonnet	PVDF, UPVC, CPVC, FRPP, PPH
11	阀瓣Disc	PVDF, UPVC, CPVC, FRPP, PPH
12	阀瓣螺母Valve disc,nbut	钢, 不锈钢 Steel, Stainless steel
13	膜垫Flim	EPDM, IIR
14	阀体Body	PVDF, UPVC, CPVC, FRPP, PPH
15	膜片Diaphragm	F46, PFA, PTFE

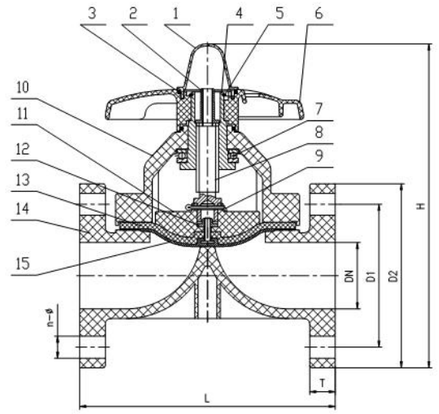

（B）型隔膜阀是我公司参照国外最新产品自行设计的第二代隔膜阀，与第一代产品相比具有以下优势：
- 外观新型美观
- 开启轻巧、灵活，便于开启定位装置，延长了膜片使用寿命
- 开启高度比第一代高了三分之一，增加了流量。
- 密封程度高，膜片端固封在阀盖内，减少了外泄。

（B）diaphragm valve is a company with reference to the lastest products to design their own second generation of diaphragm valves, compared with the first generation of products has the following advantages:
- the appearance of new beautiful.
- open lightweight, flexibe, easy to open a positioning device, extending the service life of the diaphragm.
- open the height of a third taller than the first generation, incease in traffic.
- sealing a high degree of diaphragm end enclosed in the valve cover, reducing the leakage.

主要连接尺寸
Main connection dimension

规格 Size	D	外形尺寸（mm）																	
		D2				L				T	H	n				Ø			
		D2	JIS	DIN	ANSI	L	JIS	DIN	ANSI			N	JIS	DIN	ANSI	Ø	JISN	DIN	ANSI
15(½")	95	65	70	65	60	137	110	130	60	15	125	4	4	4	4	14	15	14	0.63
20(¾")	105	75	75	75	70	137	120	150	70	16	130	4	4	4	4	14	15	14	0.63
25(1")	115	85	90	85	80	150	130	160	80	16	145	4	4	4	4	14	19	14	0.63
32(1¼")	135	100				164				16	155	4				18			
40(1½")	145	110	105	110	100	183	180	200	98	18	190	4	4	4	4	18	19	18	0.63
50(2")	160	125	120	125	120	210	210	230	120	25	205	4	4	4	4	18	19	18	0.75
65(2½")	180	145	140	145	140	250	250	290	140	25	240	4	4	4	4	18	19	18	0.75
80(3")	195	160	150	160	152	300	280	310	152	30	260	8	8	8	4	18	19	18	0.75
100(4")	215	180	175	180	190	350	340	350	190	30	300	8	8	8	8	18	19	18	0.75
125(5")	245	210	210	210	216	400	410	400	216	30	420	8	8	8	8	18	23	18	0.87
150(6")	280	240	240	240	240	455	480	480	240	30	480	8	8	8	8	23	23	23	0.87
200(8")	335	295	290	295	298	570	570	600	298	35	625	8	12	8	8	23	23	23	0.87
250(10")	395	350	355	350	362	685	680	730	432	35	776	12	12	12	12	23	25	23	0.98

$G^{11}_{61}F$-10S/F_2/V/U型螺口、承插隔膜阀
Screw port(socket) diaphragm valve

承插式隔膜阀零件材质表
Socket type diaphragm valve part material list

件号No.	名称Name	材质Material
1	限位罩Cover limit	AS
2	限位螺丝Limit screws	45#
3	手轮Hand wheel	ABS
4	阀盖Bonnet	CPVC, PVDF, UPVC, PPH, FRPP
5	阀母Yokenut	HT300
6	压板Platen	45#喷塑Spray
7	螺丝Screw	45#
8	O型圈O-ring	EPDM
9	螺帽Nut	
10	主体Main	CPVC, PVDF, UPVC, PPH, FRPP
11	接头Joins	CPVC, PVDF, UPVC, PPH, FRPP
12	阀杆Stem	45#
13	螺帽Nut	45#
14	阀瓣Disc	PVDF
15	橡胶垫Rubber pad	EPDM
16	膜片Diaphragm	FEP

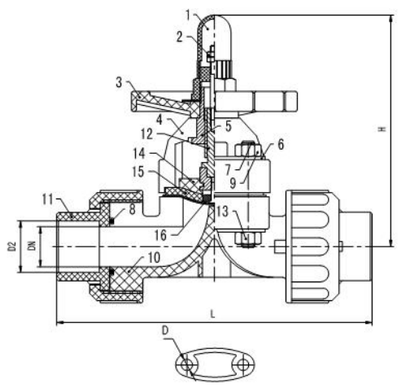

主要连接尺寸
Main connection dimension

DN	H	L	(B)D	D2
15	140	185	25(7)	20
20	140	185	25(7)	25
25	148	196	35(7)	32
32	180	220	35(7)	40
40	215	245	45(9)	50
50	227	300	45(9)	63

气动隔膜阀
Pneumatic Diaphragm Valve

产品特征 Valve Specifications

- 公称通径：DN15-200
- 公称压力：1.0mpa
- 阀体材质：UPVC、CPVC、FRPP、PVDF、PPH
- 膜片材质：PTFE、EPDM
- 连接方式：法兰
- 适用介质：各种水处理
- 执行器：铝合金
- 安装方向：任意角度
- 可选附件：限位开关、定位器、电子阀、减压阀
- 适用范围：适用于工业自动化系统中的强酸、强碱、强腐蚀、高粘度、含颗粒、带纤维以及有毒和不允许污染的介质的流量调节。

- Nominal diameter:DN15-200
- Max pressure:1.0mpa
- Body material: UPVC、CPVC、FRPP、PVDF、PPH
- Diaphragm material: PTFE、EPDM
- Connection Style: Flanged
- Applicable medium: all kinds of water treatment
- Body of actuator: Aluminum alloy
- Installation direction: At any Angle
- Optional accessories: limit switch Box Positioner Solenoid valve, pressure reducing valve
- Applicable scope: suitable for the industrial automation system of strong acid, strong alkali, strong corrosion, high viscosity, containing clever grain, with fiber and toxic and not allowed to pollution medium flow control

主要连接尺寸
Main connection dimension

公称通径（DN）	H（高）	外形尺寸（mm）					
		D1（法兰外径）Flange diameter	D（法兰螺孔中径）Diameter of flange screw hole	L（阀体长度）The body length	n（法兰螺孔数量）Number of flange screw holes	C（螺孔大小）Screw hole size	B（法兰厚度）Flange thickness
15	125	65	95	137	4	14	15
20	130	75	105	137	4	14	16
25	145	85	115	150	4	14	16
32	180	100	135	164	4	18	16
40	220	110	145	183	4	18	18
50	250	125	160	210	4	18	25
65	280	145	180	250	4	18	25
80	340	160	195	300	8	18	30
100	370	180	215	350	8	18	30
125	420	210	245	400	8	18	30
150	480	240	280	455	8	23	30
200	625	295	335	570	8	23	35

球阀系列
Ball Valve Series

●材质：CPVC、PVDF、UPVC、PPH、FRPP
●尺寸：DN15~250

●Material: CPVC、PVDF、UPVC、PPH、FRPP
●Size：DN15~250



Q_{61}^{11}F-10S/F_2/V/U 型螺口、承插球阀
Screw port (socket) ball valve

螺口、承插球阀材质表
Screw port (socket) ball valve material list

件号No.	名称Name	材质Meterial
1	手柄Hand wheel	ABS
2	阀杆Stem	UPVC, CPVC, FRPP, PVDF, PPH
3	阀杆O型密封圈O-ring	EPDM, FkM
4	阀体Body	UPVC, CPVC, FRPP, PVDF, PPH
5	旋塞O型密封圈O-ring	EPDM, FkM
6	阀体O型密封圈O-ring	EPDM, FkM
7	球体Ball	UPVC, CPVC, FRPP, PVDF, PPH
8	压紧I帽Press	UPVC, CPVC, FRPP, PVDF, PPH
9	旋塞	UPVC, CPVC, FRPP, PVDF, PPH
10	外衬	UPVC, CPVC, FRPP, PVDF, PPH
11	四氟定位圈	PTFE(F4)

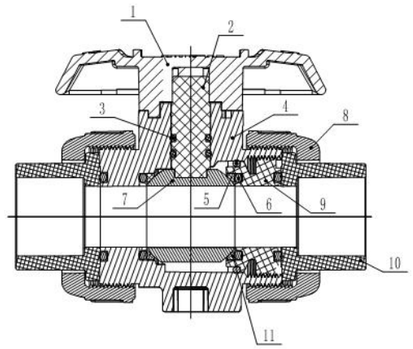

主要连接尺寸
Main connection dimension

公称通径 Nom Size DN (mm)	外形尺寸（mm）															工作压力 (Mpa) Working Pressure		重量Weight ≈KG/台			
	D2	D1				L	T	N				Ø									
		D1	JIS	DIN	ANSI			n	JIS	DIN	ANSI	Ø	JIS	DIN	ANSI	PVDF	FRPP	FRPP	PVDF	CPVC	UPVC
15(½″)	105	65	70	65	60	115	18	4	4	4	4	14	15	14	0.63	1.0	1.0	0.39	0.67	0.6	0.54
20(¾″)	105	75	75	75	70	130	18	4	4	4	4	14	15	14	0.63	1.0	1.0	0.42	0.72	0.65	0.58
25(1″)	116	85	90	85	80	148	16	4	4	4	4	14	19	14	0.63	1.0	1.0	0.55	0.94	0.84	0.75
32(1¼″)	135	100				164	19	4				18				1.0	1.0	0.85	1.45	1.3	1.16
40(1½″)	145	110	105	110	98	192	19	4	4	4	4	18	19	18	0.63	1.0	1.0	1	1.75	1.57	1.4
50(2″)	160	125	120	125	120	221	20	4	4	4	4	18	19	18	0.75	1.0	1.0	1.32	.25	2	1.8
65(2½″)	180	145	140	145	140	277	20	4	4	4	4	18	19	18	0.75	1.0	1.0	1.9	3.2	2.9	2.6
80(3″)	195	160	150	160	152	317	22	8	8	8	4	18	19	18	0.75	1.0	1.0	2.4	4.1	3.7	3.3
100(4″)	215	180	175	180	190	300	24	8	8	8	8	18	19	18	0.75	1.0	1.0	3.6	6.1	5.5	4.9

Q41F-10S/F_2/V/U 型一体球阀
Boddily form ball valve

一体球阀材质表
Boddily form ball valve material list

件号NO.	名称Name	材质Material
1	阀体Body	PVDF, CPVC, UPVC, PPH, FRPP
2	球Ball	PVDF, CPVC, UPVC, PPH, FRPP
3	密封圈Seal ring	PTFE, F4
4	内塞Inner Plug	PVDF, CPVC, UPVC, PPH, FRPP
5	手轮Hand wheel	ABS
6	压紧螺母Retaining Nut	PVDF, CPVC, UPVC, PPH, FRPP
7	密封Seal	PTFE, F4
8	阀杆Stem	PVDF, CPVC, UPVC, PPH, FRPP

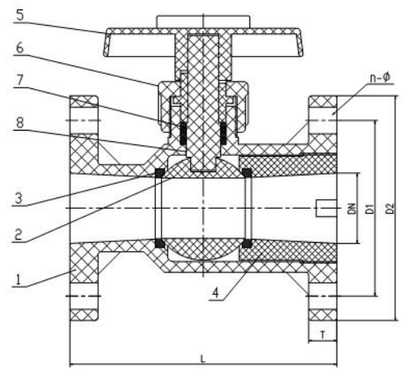

主要连接尺寸
Main connection dimension

公称通径 Nom Size DN (mm)	外形尺寸（mm）															工作压力 (Mpa) Working Pressure		重量Weight ≈KG/台			
	D2	D1				L	T	N				Ø									
		D1	JIS	DIN	ANSI			n	JIS	DIN	ANSI	Ø	JIS	DIN	ANSI	PVDF	FRPP	FRPP	PVDF	CPVC	UPVC
15(½″)	105	65	70	65	60	120	18	4	4	4	4	14	15	14	0.63	1.0	1.0	0.39	0.67	0.6	0.54
20(¾″)	105	75	75	75	70	120	18	4	4	4	4	14	15	14	0.63	1.0	1.0	0.42	0.72	0.65	0.58
25(1″)	116	85	90	85	80	140	16	4	4	4	4	14	19	14	0.63	1.0	1.0	0.55	0.94	0.84	0.75
32(1¼″)	135	100				145	19	4				18				1.0	1.0	0.85	1.45	1.3	1.16
40(1½″)	145	110	105	110	98	165	19	4	4	4	4	18	19	18	0.63	1.0	1.0	1	1.75	1.57	1.4
50(2″)	160	125	120	125	120	190	20	4	4	4	4	18	19	18	0.75	1.0	1.0	1.32	.25	2	1.8
65(2½″)	180	145	140	145	140	220	20	4	4	4	4	18	19	18	0.75	1.0	1.0	1.9	3.2	2.9	2.6
80(3″)	195	160	150	160	152	242	22	8	8	8	4	18	19	18	0.75	1.0	1.0	2.4	4.1	3.7	3.3
100(4″)	215	180	175	180	190	280	24	8	8	8	8	18	19	18	0.75	1.0	1.0	3.6	6.1	5.5	4.9
125(5″)	245	210	210	210	216	360	30	8	8	8	8	18	23	18	0.87	0.8	0.8	5.9	10	9	8
150(6″)	280	240	240	240	240	400	30	8	8	8	8	23	23	23	0.87	0.8	0.8	7.4	12.6	11.2	10
200(8″)	337	295	190	295	298	403	35	8	12	8	8	23	23	23	0.87	0.8	0.8	12	21	18	16
250(10″)	390	350	355	350	362	500	40	12	12	12	12	23	23	23	0.87	2.8	0.8	18	32	29	27
300(12′)	435	400	445	400	432	500	40	12	16	12	12	23	25	25				30	42	38	36

注：DN200以上通径为涡轮式

Q341F-10S/F_2/V/U型涡轮传动一体型球阀
Worm drive boddily form ball valve

蜗轮传动一体型球阀零件材质表
Worm drive boddily form ball valvepart material list

件号NO.	名称Name	材质Material
1	阀体Body	UPVC, CPVC, PVDF, FRPP, PPH
2	球Ball	UPVC, CPVC, PVDF, FRPP, PPH
3	密封圈Seal ring	PTFE, F4
4	内塞Inner Plug	UPVC, CPVC, PVDF, FRPP, PPH
5	涡轮箱 Worm gear box	钢, 铜, 铸铁 Steel, copper, cast iron
6	压紧螺母Retaining Nut	UPVC, CPVC, PVDF, FRPP, PPH
7	密封Seal	PTFE, F4
8	阀杆Stem	UPVC, CPVC, PVDF, FRPP, PPH
9	手轮Hand wheel	ABS, 铁iron

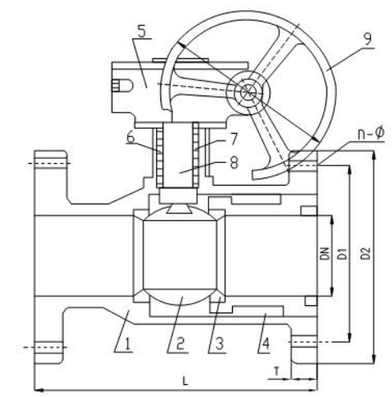

主要连接尺寸
Main connection dimension

公称通径 Nom Size DN (mm)	外形尺寸（mm）															工作压力 (Mpa) Working Pressure		重量Weight ≈KG/台			
	D2	D1				L	T	N				Ø									
		D1	JIS	DIN	ANSI			n	JIS	DIN	ANSI	Ø	JIS	DIN	ANSI	PVDF	FRPP	FRPP	PVDF	CPVC	UPVC
200(8″)	337	295	190	295	298	403	35	8	12	8	8	23	23	23	0.87	0.8	0.8	12	21	18	16
250(10″)	390	350	355	350	362	500	40	12	12	12	12	23	23	23	0.87	2.8	0.8	18	32	29	27
300(12′)	435	400	445	400	432	500	40	12	16	12	12	23	25	25				30	42	38	36

$Q^{911}_{941}F$-10S/F_2/V/U 型电动球阀
Electromtion ball valve

产品特征 Valve Specifications

- 公称通径：DN15-100（承插球阀）DN15-300(法兰球阀)
- 压力范围：0-10bar
- 阀体材质：UPVC、CPVC、FRPP、PVDF、PPH
- 密封材料：PTFE、EPDM
- 控制方法：AC110-380v，DC24V
- 特点：开关型，调节型
- 制造标准：GB

- Nominal diameter:DN15-100(socket ball valve),DN15-300(flanged ball valve)
- Pressure range:0-10bar
- Body material: UPVC、CPVC、FRPP、PVDF、PPH
- Seal material: PTFE、EPDM
- Control method: AC110-380v，DC24V
- Feature:On-Off type、regulated type
- Manufacturing standard:GB

$Q^{611}_{641}F$-10S/F_2/V/U 型气动球阀
Pneumatic ball valve

产品特征 Valve Specifications

- 公称通径：DN15-100（承插球阀）DN15-300(法兰球阀)
- 压力范围：0-10bar
- 阀体材质：UPVC、CPVC、FRPP、PVDF、PPH
- 密封材料：PTFE、EPDM
- 控制方法：双作用、单作用
- 制造标准：GB
- 可埋入铜柱加装自动控制器

- Nominal diameter:DN15-100(socket ball valve),DN15-300(flanged ball valve)
- Pressure range:0-10bar
- Body material: UPVC、CPVC、FRPP、PVDF、PPH
- Seal material: PTFE、EPDM
- Control method: Double Acting、Single Acting
- Manufacturing standard:GB
- With inserted nut,actuator could be mouting Actuator directy

控制阀气动球阀
Control valve pneumatic ball valve

气动承插球阀
Pneumatic socket ball valve

气动法兰球阀
Pneumatic flange ball

AT气动法兰球阀
AT pneumatic flange ball valve

蝶阀系列
Butterfly Valve Series

●材质：PVDF,CPVC,UPVC,PPH,FRPP
●尺寸：DN25~600

●Material: PVDF,CPVC,UPVC,PPH,FRPP
●Size：DN25~600



A型电动蝶阀
A Electromtion butterfly valve

气动蝶阀
Pneumatic butterfiy valve

B型电动蝶阀
B Electromtion butterfly valve

D71X-10S/F_2/U-(B) 型手柄式蝶阀
Hand wheel type butterfly valve

手柄式蝶阀材质表
Hand wheel type butterfly valve material list

件号No.	名称Name	材质Material
1	阀体Body	PVDF, UPVC, CPVC, FRPP, PPH
2	阀瓣Disc	PVDF, UPVC, CPVC, FRPP, PPH
3	阀杆Stem	不锈钢, 钢Stainless steel, steel
4	阀座Valve seat	EPDM, FkM
5	O型圈Sealing ring	EPDM, FkM
6	手柄Hand wheel	PVC
7	螺栓Bolt	钢, 铸铁Steel, stainless steel
8	定位板Oriental board	PVC

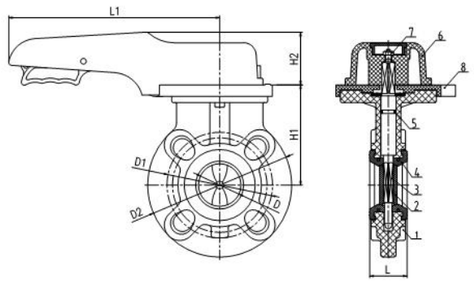

（B）型蝶阀为我公司开发的新颖蝶阀，其优点如下：
- 外形更美观、流畅。
- 由于减少了金属部件使用使得防腐性能显著提高，整个蝶阀除阀杆、固定螺栓外无任何金属部件。
- 流量控制更加紧密，新蝶阀的流量分度值为每格5度，原产品的流量分度值为每格10度而大多数制造商的流量分度值为15度/格。

(B) butterfly valve for my company to develop new butterfly valve, its advantages are as follows:
- the shape is more beautiful,smooth.
- due to reduced use of the metal parts of the corrosion resistance significantly increased the whole butterfly valve without any metal parts in addition to the stem, the retaining bolt.
- the flow control more closely the flow of the new butterfly valve points is 5 degrees each grid, the original product flow is 10 degrees,while most manufactures traffic points is 15 degress/division.

主要连接尺寸
Main connection dimension

公称通径 NomSize DN (mm)	工作压力Mpa重量≈KG/台											工作压力Mpa	重量≈KG/台				操作	工作温度℃
	D	D2				D3	L1	L	H1	H2	n-Ø		FRPP	PVDF	CPVC	UPVC		
		D2	JIS	DIN	ANSI													
25(1″)	35	85	80	85		135	200	35	90	70	4-14	0.7	1.1	1.3	1.25	1.2	手柄式	FRPP -14℃~+100℃ PVDF -40℃~+135℃ CPVC -40℃~95℃ UPVC -10℃~70℃
32(1¼″)	35	100	95	100		135	200	35	90	70	4-18	0.7	1.1	1.3	1.25	1.2		
40(1½″)	40	110	105	110		150	200	40	100	70	4-18	0.7	1.2	1.5	1.4	1.3		
50(2″)	40	125	120	125		160	220	40	105	70	4-18	0.7	1.3	1.6	1.5	1.4		
65(2½″)	47	145	140	145		185	220	46	105	70	4-18	0.7	1.4	1.7	1.6	1.5		
80(3″)	47	160	150	160		195	280	46	123	85	8-18	0.7	1.75	2.1	2	1.9		
100(4″)	105	180	175	180		215	280	54	123	85	8-18	0.6	2.1	2.5	2.4	2.3		
125(5″)	131	210	210	210		250	300	72	150	93	8-18	0.5	3.9	4.3	4.2	4.1		
150(6″)	153	240	240	240		285	300	76	176	93	8-22	0.5	4.4	5.2	5	4.8		

D371X-10S/F_2/V/U 型蜗轮式蝶阀
Worm-gear type butterfly valve

蜗轮式蝶阀材质表
Worm-gear type butterfly valve material list

件号No.	名称Name	材质Material
1	阀体Body	PVDF, UPVC, CPVC, FRPP, PPH
2	阀瓣Disc	PVDF, UPVC, CPVC, FRPP, PPH
3	阀杆Stem	不锈钢, 钢Stainless steel, steel
4	阀座Valve seat	EPDM, FkM
5	O型圈Sealing ring	EPDM, FkM
6	螺栓Bolt	不锈钢, 钢Stainless steel, steel
7	涡轮箱Worm gear box	钢, 铜, 铸铁Steel, copper, cast iron
8	手轮Hand wheel	钢steel

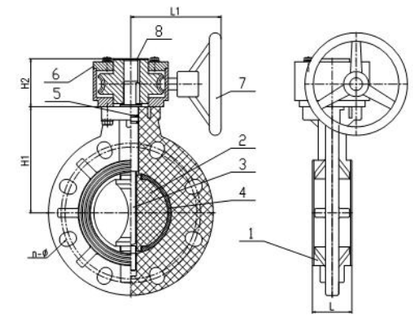

主要连接尺寸
Main connection dimension

公称通径 NomSize DN (mm)	工作压力Mpa 重量≈KG/台											工作压力Mpa	重量≈KG/台				操作	工作温度℃
	D	D2				D3	L1	L	H1	H2	n-Ø		FRPP	PVDF	CPVC	UPVC		
		D2	JIS	DIN	ANSI													
125(5″)	131	210	210	210	8.50	250	190	72	163	93	8-18	0.5	7	7.4	7.3	7.2	手柄式	FRPP -14℃~+100℃ PVDF -40℃~+135℃ CPVC -40℃~95℃ UPVC -10℃~70℃
150(6″)	153	240	240	240	9.50	285	190	76	176	93	8-22	0.5	7.5	8.3	8.1	7.9		
200(8″)	204	295	295	295	11.75	340	245	92	210	93	8-22	0.4	14	18	17	15.8		
250(10″)	255	350	350	350	14.25	395	245	114	240	93	12-22	0.3	17	22	20.7	19.5		
300(12′)	307	400	400	400	17.00	445	245	114	270	93	12-22	0.3	21	30	28	25.5		
350(14″)	358	460	460	460	18.75	505	210	127	300	93	16-22	0.3	26	35	32.8	30		
400(16″)	389	515	515	515	21.25	580	210	140	350	108	16-26	0.3	33	44	41	38		
450(18″)	446	565	565	565	22.75	615	280	152	370	108	20-26	0.2	50	65	61	56.5		
500(20″)	494	620	620	620	25.00	670	280	152	400	108	20-26	0.2	70	91	85	79		
600(24′)	590	725	725	725	29.50	780	280	178	465	108	20-30	0.2	100	125	118	111		
700	670	840	840	840		930	180	402			24-33	0.2						
800	770	950	950	950		1035	200	402			24-33	0.2						
900	870	1050	1050	1050		1170	220	402			28-33	0.2						
1000	970	1160	1160	1160		1260	240	560			28-36	0.2						

注：1、本厂生产的蝶阀为满足各种防腐行业需要，密封圈分为EPDM、IIR、FKM等。
2.本蝶阀系列法兰孔径按GB2555-81,1.0Mpa标准。
3.D71X-10F_2标准型阀瓣为PVDF、密封FRM、阀体为FRPP。D71X-10S阀体阀瓣均为FRPP、密封为EPDM。
4. D371X-10F_2标准型阀瓣为PVDF、密封FRM、阀体为FRPP。D71X-10S阀体阀瓣均为FRPP、密封为EPDM。

Note: 1、The butterfly valve produced in our plant can meet various needs in corrosion-resistant industries, and its seal rings are consisting of EPDE, IIR, FRM and so on.
2. Flange bore-diameter of the butterfly valve in accordance with GB2555-81, 1.0Mpa.
3. The disc of standard D71X-10F2 made of PVDF, sealed by FRM and with FRPP valve body, while the disc and body of D71X-10S made of FRPP and sealed by EPDM.
4. The disc of standard D371X-10F2 made of PVDF, sealed by FRM and with FRPP valve body, while the disc and body of D71X-10S made of FRPP and sealed by EPDM.

D671X-10S/F_2/V/U型气动蝶阀
Pneumatic butterfiy valve

气动蝶阀材质表
Pneumatic butterfly valve material list

件号No.	名称Name	材质Material
1	气动电器Pnumatic sctuator	金属Metal
2	阀杆Stem	钢Steel
3	双头螺柱及螺母 Duble headed stud and nut	钢Steel
4	阀体Body	PVDF, UPVC, CPVC, FRPP, PPH
5	阀瓣Disc	PVDF, UPVC, CPVC, FRPP, PPH
6	密封橡胶Rubber seal	EPDM, FkM

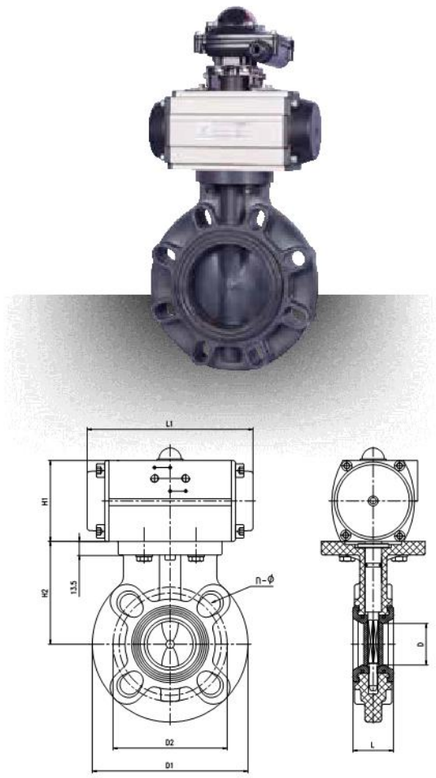

产品特征 Valve Specifications

- 公称通径：DN15-630
- 压力范围：0-10bar
- 阀体材质：UPVC、CPVC、FRPP、PVDF、PPH
- 密封材料：FKM、EPDM
- 执行器外壳：铝合金
- 控制方法：双作用、单作用
- 制造标准：GB
- 可安装：电磁阀、限位开关、定位器、气动三联件

- Nominal diameter:DN15-630
- Pressure range:0-10bar
- Body material: UPVC、CPVC、FRPP、PVDF、PPH
- Seal material: FKM、EPDM
- Body of actuator: Aluminum alloy
- Control method: Double Acting、Single Acting
- Manufacturing standard:GB
- Options: Solenoid valve, limit switch Box Positioner Air source treatment

D971X-10S/F_2/V/U型电动蝶阀
Electomtion butterfly valve

产品特征 Valve Specifications

- 公称通径：DN15-630
- 压力范围：0-10bar
- 阀体材质：UPVC、CPVC、FRPP、PVDF、PPH
- 阀杆材质：ICr18Ni9Ti
- 密封材料：FKM、EPDM
- 特点：双向气泡级零泄漏，双（单）阀杆无销
- 适用介质：饮用水、污水、高纯水、海水、空气
- 控制特点：开关型、调节型
- 制造标准：GB

- Nominal diameter:DN15-630
- Pressure range:0-10bar
- Body material: UPVC、CPVC、FRPP、PVDF、PPH
- Stem material：ICr18Ni9Ti
- Seal material: FKM、EPDM
- Features: double bubble level zero leakage, double (single) stem has no pin
- Applicable media: drinking water, sewage, high purity water, sea water, air
- Control method: On-Off type、regulated type
- Manufacturing standard:GB

H44F-10S/F_2/V/U 型旋启式止回阀
Swing type check valve

型旋启式止回阀材质表
Swing type check valve material list

件号No.	名称Name	材料Material
1	阀体Body	PVDF,CPVC,UPVC,PPH,FRPP
2	阀盖Bonnet	PVDF,CPVC,UPVC,PPH,FRPP
3	活板Moving board	PVDF,CPVC,UPVC,PPH,FRPP
4	密封板托盘Sealing ring tray	PVDF,CPVC,UPVC,PPH,FRPP
5	摆动肩Swing axie	PVDF,CPVC,UPVC,PPH,FRPP
6	密封压紧Compression sealing cao	PVDF,CPVC,UPVC,PPH,FRPP
7	上盖密封Back seal	PTFE(PVDF、FRPP)
8	轴心idm	PVDF,CPVC,UPVC,PPH,FRPP
9	螺帽Nut	PVDF,CPVC,UPVC,PPH,FRPP
10	填片Packing	PVDF,CPVC,UPVC,PPH,FRPP
11	螺帽Nut	PVDF,CPVC,UPVC,PPH,FRPP
12	填片Packing	PVDF,CPVC,UPVC,PPH,FRPP
13	填片Packing	不锈钢，钢Stainless steel, steel
14	螺帽Nut	不锈钢，钢Stainless steel, steel
15	固定螺丝Fixed screw	PTFE(PVDF, FRPP)
16	固定梢Pin	PVDF,CPVC,UPVC,PPH,FRPP

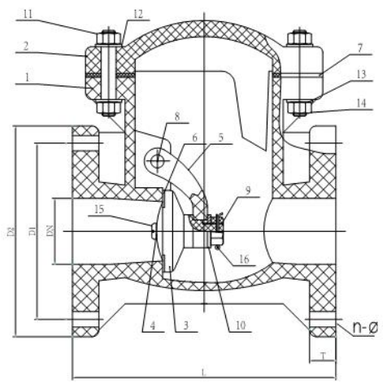

主要连接尺寸
Main connection dimension

公称通径 Nom Sizc DN（mm）	D1			D2			n-Ø				L		T		工作压力(Mpa) Working Pressure			
	JIS	DIN	ANSI	JIS	DIN	ANSI	JIS	DIN	mm ANSI	JIS	DIN	ANSI	JIS DIN	ANSI	FRPP	PVDF	CPVC	UPVC
20(¾ ")	75	75	70		105		4-15	4-14	4	0.63	140	5.51	15	0.59	0.6	0.7	0.6	0.7
25）（1 "）	90	90	80		115		4-19	4-14	4	0.63	160	0.63	16	0.63	0.6	0.7	0.6	0.7
40（1½ "）	105	105	100		150		4-19	4-18	4	0.63	180	0.71	18	0.71	0.6	0.7	0.6	0.7
50（2 "）	120	120	120		165		4-19	4-18	4	0.75	200	0.82	21	0.82	0.6	0.7	0.6	0.7
65（2½ "）	140	140	140		185		4-19	4-18	4	0.75	240	0.90	23	0.90	0.6	0.7	0.6	0.7
80（3 "）	150	150	152		200		8-19	8-18	4	0.75	260	0.98	25	0.98	0.6	0.7	0.6	0.7
100（4 "）	175	175	190		220		8-19	8-18	8	0.75	300	1.02	26	1.02	0.5	0.5	0.6	0.7
125（5 "）	210	210	216		250		8-23	8-18	8	0.87	400	1.06	27	1.06	0.5	0.5	0.6	0.7
150（6 "）	240	240	240		280		8-23	8-23	8	0.87	400	15.75	27	1.06	0.4	0.5	0.6	0.7
200（8 "）	290	290	298		340		12-23	8-23	8	0.87	500	19.69	34	1.34	0.4	0.5	0.6	0.7
250（10 "）	395	395	362		395		12-23	12-23	12		600		35		0.4	0.5	0.6	
300（12 "）	400	400	432		445		16-25	12-23	12		600		35		0.4	0.5	0.6	

H41F-10S/F_2/V/U 型球芯式止回阀
Ball check valve

球芯式止回阀材质表
Ball check valve material list

件号No.	名称Name	材质Material
1	阀体Body	PVDF,CPVC,UPVC,PPH,FRPP
2	阀瓣Disc	PVDF,CPVC,UPVC,PPH,FRPP
3	阀杆Stem	ICr18Ni9Ti
4	阀座Valve seat	EPDM.FKM.

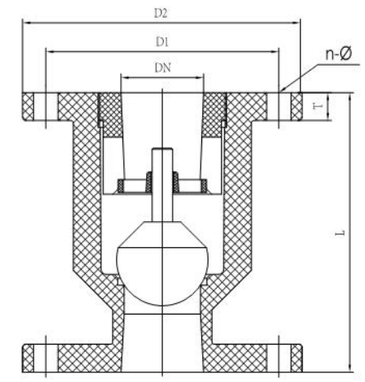

主要连接尺寸
Main connection dimension

公称通径 Nom Sizc DN（mm）	法兰式尺寸（mm） Flange Size					工作压力 (Mpa) Working pressre
	D2	D1	L	T	N-Ø	
15（½ "）	95	65	120	14	4-14	1.0
20（¾ "）	105	75	120	14	4-14	1.0
25（1 "）	115	85	140	16	4-14	1.0
32（1 ¼ "）	135	100	144	17	4-18	1.0
40（1 ½ "）	145	110	163	18	4-18	1.0
50（2 "）	160	125	188	20	4-18	1.0
65（2 ½ "）	180	140	220	22	4-18	1.0
80（3 "）	195	160	240	25	4-18	1.0
100（4 "）	215	180	275	25	8-18	1.0
125（5 "）	245	210	360	30	8-18	0.6
150（6 "）	280	240	400	30	8-23	0.6
200（8 "）	335	295	400	35	8-23	0.61

H74F-10S/F_2/V/U 型对夹连接止回阀
Wafer type check valve

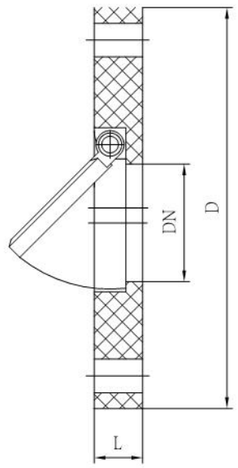

遵循规范/Standard

遵循规范	设计制造 design	机构长度 Body length	法兰尺寸 Flange dimensions	压力测试 Pressure test	标志 SYmbal	供货 supply
STABDARD	Gb12240/ AP160D	GB/T151 88.2 / AP160 (短系列)	JB78/JB79 ANSIB16.5	AP1598 GB/TI13927	MSS SP-25/ GB1220	ANSIB16.34/ GB/T12252

主要连接尺寸
Main connection dimension

公称通径 Nom Sizc DN (mm)	PN 0.6MPa		PN 1.0MPa		PN1.6MPa/Class 150Lb		PN2.5MPa/Class300Lb	
	L	D	L	D	L	D	L	D
50	19	90	19	100	19	100/92	19	100/92
65	19	110	19	120	19	120/105	19	120/105
80	19	125	19	135	19	135/127	19	135/127
100	19	145	19	155	19	155/157	19	160/157
150	19	200	19	210	19	210/216	22	218/216
200	28	255	28	265	28	265/270	28	278/270
250	28	310	28	320	28	320/324	38	332/324
300	38	362	38	368	38	375/381	51	390/381
350	44	412	44	428	44	435/413	51	448/413
400	51	462	51	482	51	485/470	51	505/470
450	60	518	60	532	60	545/533	76	555/533
500	60/64	568	60/64	585	60/64	608/584	83	610/584

底阀系列
Bottom Valve Series

●材质：CPVC、PVDF、UPVC、PPH、FRPP
●尺寸：DN15~300

●Material: CPVC、PVDF、UPVC、PPH、FRPP
●Size：DN15~300

底阀
Bottom Valve

底阀材质表
Bottom valve material list

件号No.	名称Name	材质Material
1	阀体	PVDF, CPVC, PPH, FRPP, UPVC
2	球芯	PVDF, CPVC, PPH, FRPP, UPVC
3	旋塞	PVDF, CPVC, PPH, FRPP, UPVC

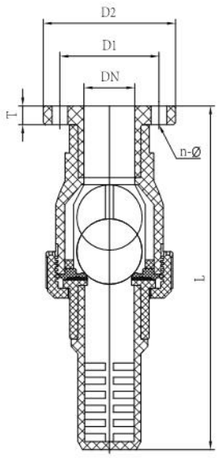

主要连接尺寸
Main connection dimension

螺口式尺寸（mm）Screw Size			公称通径 Nom Ssize DN（mm）			工作压力 Mpa Working Pressure
ZG	L	L1		L	L1	
ZG½″	140	15	20	140	15	1.0
ZG¾″	168	17	25	168	17	1.0
ZG1″	189	20	32	189	20	1.0
ZG1 ¼″	210	23	40	210	23	1.0
ZG1 ½″	238	25	50	238	25	1.0
ZG2″	280	28	63	280	28	1.0
ZG2 ½″	301	32	75	301	32	1.0
ZG3″	371	32	90	371	32	1.0
ZG4″	504	45	110	504	45	1.0

Y型过滤器
Y-Sediment strainer

Y型过滤器零件材质表
Part material list

件号No.	名称name	材质Material
1	阀体Body	PPH, FRPP, PE, PVDF, CPVC, UPVC
2	盖LiD	PPH, FRPP, PE, PVDF, CPVC, UPVC
3	筛子Screen	PPH, FRPP, PE, PVDF, CPVC, UPVC
4	阀体的O型圈Body O-ring	FKM, EPDM
5	盖子的O型圈 Cap O-ring	FKM, EPDM
6	由令的末端Union end	PPH, FRPP, PE, PVDF, CPVC, UPVC
7	法兰Flange	PPH, FRPP, PE, PVDF, CPVC, UPVC
8	连接口Connector	PPH, FRPP, PE, PVDF, CPVC, UPVC
9	由令螺帽Uion nut	PPH, FRPP, PE, PVDF, CPVC, UPVC
10	由令的O型圈 Union O-ring	FKM, EPDM

蓝式过滤器
Basket-type Strainer

全塑材质
PPH.FRPP.PE.PVDF.CPVC.UPVC
Full plastic material:
PPH.FRPP.PE.PVDF.CPVC.UPVC

产品说明 / Product explaination

- 篮式过滤器主要有接管、主管、滤篮、连接法兰、主管上盖、放料阀、放气阀及紧固件等组成。当液体进入滤篮后固体杂质颗粒被阻挡在滤篮内，而洁净的流体通过滤板、由过滤器出口排出。当需要清洗时，旋开主管上盖螺栓，打开主管底部放料阀进行清洗，排净流体，并去除过滤板，对于孔进行完全清洗，清洗后重新装入滤板，上好主管上盖，并关闭放料阀即可。因此，使用维护极为方便。

- The basket-type strainer is mainly composed of the main pipe, adapter, basket blanket, connect flange, bonnet, ventvalve,air valve and fastener. When the liquid transmit through the main pipe into the strainer, the solid impurity is blocked in the basket blanked and the clean liquid go out from the sidcharge port. If you want to clean up the strainer, jest unscrew the bolt on the main pipe, take out the basket blanket and wash it, open the vent valve on the bottom of the mail pipe, diechargethe liqud. So it is convenience to maintain.

材质/Material

篮式过滤器可生产材质：PPH、FRPP、PE、PVDF、CPVC、UPVC以及钢衬PPH、PO、PVDF、PTFE等。
Material of basket-type strainer can be PPH、FRPP、PE、PVDF、CPVC、UPVC and lining PPH、PO、PVDF、PTFE.

规格/Standard

DN65~DN400，过滤数目与流量以及连接法兰和结构长度均可根据需方要求进行设计、加工制造。
The opebibg amount of blanket and medium flow can be designed and made or order.

产品应用/Product application

篮式过滤器广泛应用在钢冷轧、冶金、钛白粉、化肥、污水处理等行业中。
The basket-type strainer are widely used in industry of cold rolling, metallurgy,titanium pigment, fertilizer and sewage treatment etc.

截止阀系列
Glob Valve Series

●材质：CPVC、PVDF、UPVC、PPH、FRPP
●尺寸：DN15~250

●Material: CPVC、PVDF、UPVC、PPH、FRPP
●Size：DN15~250


CPVC


UPVC


FRPP


PVDF


PPH

J41F-10S/F_2/V/U 型法兰式截止阀
Flange glob valve

法兰式截止阀材质表
Flange glob valve material list

件号No.	名称Name	材质Material
1	阀体Body	PVDF, UPVC, CPVC, FRPP, PPH
2	密封Seal	FRPP, F2
3	密封Seal	EPDM, FKM
4	阀盖Bonnet	PVDF, UPVC, CPVC, FRPP, PPH
5	螺母栓Screw bolt	不锈钢, 钢Stainless steel, steel
6	支架Stem	PVDF, UPVC, CPVC, FRPP, PPH
7	阀杆Stem	不锈钢，钢FRPP, PVDF Stainless steel, steel
8	螺母Nut	不锈钢，钢Stainless steel, steel
9	手轮Hand wheel	ABS

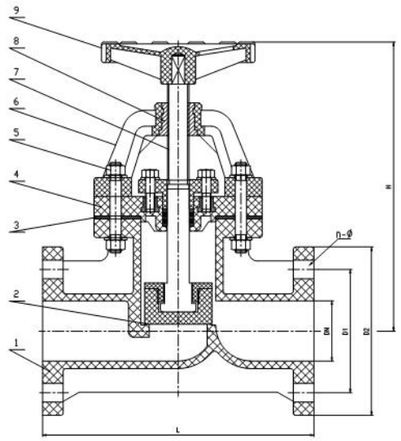

主要连接尺寸
Main connection dimension

公称通径 NomSize DN(mm)	外形尺寸OD（mm）							工作温度°C	工作压力(Mpa) Working pressure	重量Weight ≈KG/台			
	D1	D2	L	H	T	N	Ø			FRPP	PVDF	CPVC	UPVC
25(1″)	85	115	150	160	16	4	14	FRPP-14~90°C PVDF 40°C~140°C CPVC -20°C~95°C UPVC -14°C~80	0.6	0.97	1.6	1.4	1.3
32(1¼″)	100	140	160	180	16	4	18		0.6	1.25	2.1	1.9	1.7
40(1½″)	110	150	200	200	18	4	18		0.6	1.60	2.7	2.4	2.2
50(2″)	125	165	230	230	18	4	18		0.6	2.4	4.1	3.7	3.3
65(2½″)	145	185	290	290	22	4	18		0.6	4.5	7.6	6.8	6.1
80(3″)	160	200	310	310	25	8	18		0.6	5.6	9.5	8.5	7.6
100(4″)	180	220	350	350	25	8	18		0.5	8.8	15	13.5	12
125(5″)	210	250	400	400	30	8	18		0.5	12..5	20	18	16
150(6″)	240	285	480	480	30	8	23		0.4	16	25	22.5	20
200(8″)	295	340	480	480	35	12	23		0.4	18	30	27	24

液面计/视镜系列
Level Indicator Sight Glass Series

●材质：CPVP、PVDF、UPVC、PPH、FRPP
●液面计尺寸：DN15~DN50
●视镜尺寸：DN15~300

●Material: CPVC、PVDF、UPVC、PPH、FRPP
●Level indicator Size : DN15~50
●Sight glass Size: DN15~300

视镜零件材质表
Sight galss part material list

名称Name	材质Material
底座Base	PVDF,CPVC,UPVC,PPH,FRPP
六角螺母Hex nuts	钢Steel
双头螺柱Double headed stud	钢 Steel
玻璃Glass	EPDM.FKM.
底座Base	PVDF,CPVC,UPVC,PPH,FRPP

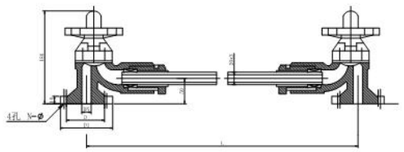

液面计主要连接尺寸
Level indicator main connection dimension

公称通径 Nom Sizc DN (mm)	外形尺寸CD (mm)			工作压力 (Mpa) Working Pressure
	D2	D	N-Ø	
15 (½")	105	65	4-14	1.0
20(¾")	105	75	4-14	1.0
20(1")	115	85	4-14	1.0
40(1 ½")	145	110	4-18	1.0
50(2")	165	125	4-18	1.0

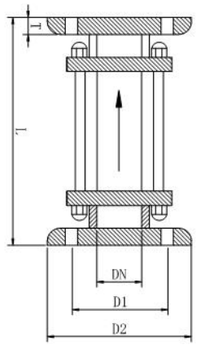

视镜主要连接尺寸
Sight glass main connection dimension

公称通径 Nom Sizc DN (mm)	D1				D2				L	T
	JIS	DIN	ANS	BS	JIS	DIN	ANS	BS		
15(1/2 ")	70	65	2.38	2.62	95	95	3.50	3.75	176	12
20(3/4 ")	75	75	2.76	2.88	100	105	3.86	4.00	174	14
25(1 ")	90	85	3.13	3.25	125	115	4.25	4.50	218	14
32(1 1/4 ")	100	100	3.50	3.43	135	140	4.61	4.75	218	16
40(1 1/2 ")	105	110	3.88	3.88	140	150	5.00	5.25	220	16
50(2 ")	120	125	4.74	4.50	155	165	5.98	6.00	220	16
65(2 1/2 ")	140	140	5.89	5.00	175	185	7.00	6.50	240	18
80(3 ")	150	160	6.00	5.75	185	200	7.52	7.25	238	18
100(4 ")	175	180	7.50	7.00	210	220	9.02	8.50	274	20
125(5 ")	210	210	8.50	8.25	250	250	10.00	10.00	375	20
150(6 ")	240	240	9.51	9.25	280	285	10.98	11.00	390	22
200(8 ")	290	295	11.75	11.50	330	340	13.50	13.25	420	25
250(10 ")	355	350	14.28	14.00	400	39	15.98	16.00	445	28

CPVC性能介绍
CPVC Performance Introduction

CPVC概述
CPVC Outline

- 氯化聚氯乙烯Chlorinated polyvinyl chloride (cpvc) 由于其相低成本、高硬质脆脂温度Tg、高热弯曲温度、化性迟钝不活泼、优异的机械性强度、非电导性、最安全的燃烧传导性和烟雾性，已使得CPVC成为非常重要的工程塑胶材料。
- CPVC最早是由BFGoodrich公司在1960年代初期加以商业化生产及运用，它的耐高温及绝佳耐化性已在不同的工业应用中获得了极高的评价
- 概念上的CPVC是由PVC单质聚合体经过氯化作用形成的。典型上PVC和氯是根据基础自由基反应机制进行作用，这可使用许多不同方法透过加热或UV能量加以启动，如下为较普通的PVC自由基氯化作用反应过程，其中RH代表PVC。
- CPVC会因不同氯化方式，其状况及氯的反应量有很大的差异性，CPVC将基础PVC氯含量由56.7%提升至74%之高，而一般CPVC仅止于63~69%氯含量而已。由于CPVC氯含量的增加会使得聚合体硬质脆化温度Tg显著的提升，此外由于基础PVC分子重量的增加也使得在相同氯含量水准时，Tg亦有小比率的增加

- CPVC(Chlorinated polyvinyl chloride) has become an extremely important plastics materials in the engineering, it has a lot of merits such as relatively low cost, high hard embrittlement temperature (Tg), high thermal bending temperature, abtuse(inactive) chemical properties, excellent mechanical strength, no electric conductivity, safest conductibility and smokiness of combustion.
- The commercialized production and application of CPVC was initiated by BF Goodrich Corporation in nearly 1960, CPVC has received very high appraise in various industrial application for its high-temperature resistance and perfect chemical resistance.
- In the concept, CPVC is made from PVC Homopolymer through chloridization, while in the models, PVC and chlorine take actions, according to the reaction mechanism of free basic radicals, where can be started up with varied methods like heating and UV power, a common reaction process on the chloridization of free PVC radicals is described as below, where RH refers to PVC.
- The status and reaction capacity(chlorine) of CPVC have vast difference by the different modes of chloridization. Compared with 63~69% as per general CPVC, the chlorine content of basic PVC of this CPVC has been upgraded from 56.7% to 74%. Thanking to the increase of the chlorine content, the hard embrittlement temperature of polymer(Tg) will be greatly boosted, due to the increase of molecule weight of basic PVC, Tg under same content will be also a little upgraded.

CPVC产品采用标准
CPVC Product uses the standard

- CPVC系列产品标准管材按GB/T18993.2-2003、GB/T18998，管件按GB/T18993.3-2003、GB/T18998，维卡软化温度按GB/T88022-2001、落锤冲击试验按GB/T14152-2001，其他引用ASTMF441、F439、F437; DIN8079、DIN8080、ISO15493-1标准。

- CPVC series standard pipe accoeding to GB/T18993.2-2003,Pipe Fittings as per GB/T1899.3-2003,Vicat Softening Temperature according to GB/T188022-2001,Dart Drop Impact Test as per GB/T14252-2001, other reference ASTMF441,F439,F437; DIN8079,DIN8080,ISO15493-1 standard.

CPVC管道、管件、阀门性能特点
CPVC Pipe, Fitting, Valve performance characteristic

- 使用温度范围广： -40℃至95℃
- 具有极佳的强度和韧性
- 具有优良的耐化学腐蚀性能
- 阻燃性能为自熄性
- 低热传导性能，约为钢材的1/200
- 介质中重离子含量达超纯水标准
- 卫生指标符合国家卫生标准要求
- 管壁平洁光滑，输送流体时具有较小的摩擦阻力和附着力
- 重量轻，相当于钢管的1/5，铜管的1/6
- 安装方便，可采用粘接、螺纹、焊接等方式连接
- 优异的耐老化和抗紫外性能，使正常用寿命比其他管道系统均有很大的延长

- Wide operating temperature range -40℃to95℃
- Excellent strength and tenacity
- Excellent chemical and corrosive resistance
- Self-extinguishing character in flame retardant property
- Low thermal conductivity, about 1/200 of steel materials
- The heavy ion of medium can meet the requirements as ultra pure water.
- Sanitary Indexes accord with National Sanitary Standards.
- Due to lean and smooth pipe wall, it has small friction and adhesive for when transmitting fluids.
- Light weight, equal to 1/5 of steel pipe and 1/6 of copper pipe
- Easy to install, can be connected by cementing, screwing and welding etc
- Outstanding ageing resistance and anti-ultraviolet property, its service life is greatly prolonged compared with normal one.

CPVC管道系统与其他管道系统综合性能比较
CPVC Piping system compares with other piping system overall performance

机械性能 Mechanic propertie	单位 Unit	材料名称Material name					
		CPVC	PP	ABS	PVDF	PVC	FRP-VE
比重 Proportion	g/cm²	1.55	0.92	1.06	1.78	1.38	1.85
拉伸强度 Draw and pull intension	Mpat(23℃)	55.2	34.5	38	48	49	303
简支梁冲击强度 Stand shocking intensio	KJ/M²	15	13	18.2	22	14	160
热性能 Thermal properties							
线膨胀系数 Line expande coefficient	10m/m℃	3.4	5.0	5.6	8.0	2.8	1.05
热变形温度 Heating distorsion temperature	℃	105	90	77	150	74	238
导热性 Thermal conducticity	BTU/hr/ft2/°F	0.95	1.4	1.7	131	1.3	1.3
使用温度上限 Application temperature upper limit	℃	95	82	65	140	60	121

CPVC性能介绍
CPVC Performance Introduction

CPVC管道使用场所
CPVC Pipeline for places

- 金属处理、电镀工厂、医药厂及炼油厂之酸碱液输送
- 摄影冲洗用之化学品与洗涤水流系统
- 纺织厂、制革厂之漂白、染色与酸碱液管道
- 矿厂、冶金工厂及化肥厂之残渣与矿浆管道
- 半导体制造厂之消电离子水流处理系统
- 工厂供水、配水、冷却水管道系统

- Metallization,galvanizes acid and alkali of fluid transportation the factory,the medicine factory and the refinery
- The photographic flushing use the chemical with to wash the fluent system
- Blancing,dyeing and of acid an alkali fluid pipeline textile mill,the tannery
- Residual and pulp pipeline mine of,Metallurgical plant and the fertilizer plant
- Deionization of sub-current of water processing system semiconductor factory
- The factory water supply,matches the water,the cooling water conduct system

不可使用场合
Cannot Use

- 不可使用于压缩空气或压缩气体场合
- Cannot ues in the compressed air or the pressure gas situation

一般适用场合
General Use

- 游泳池及温泉管道
- 垃圾场甲烷回收管道系统
- 地下水排入管道
- 空调系统管道
- 饮用水调配管道系统

- Swimming pool and hot spring pipeline
- Tipping site methane recucling piping sustem
- The ground water disperse into the pipeline
- Air-conditioning system pipeline
- The tap water mixes the piping system

食品加工处理
Food processing

- 养鱼场及鱼卵化场之海水及淡水调配管道
- 肉类包装工厂之盐水管道系统
- 奶制品、罐头制造及饮料管道系统

- Sea water and the fresh water of the fish nursery and the roe field mix the pipeline
- Salt water of piping system meats Pakaging unit
- Milk product,canned food manufacture and drink piping system

给水及污水处理
Water supply and sewage treatmant

- 氯注射系统
- 氯化铝及氯化铁液流管道
- 沉淀池及过滤管道
- 回收水处理管道

- Chilrine injection system
- Aluminum chloride and ferric chloride liquid flow pipeline
- Sedimentation pond and filtration pipeline
- Recycling water treatment pipeline

纸浆及造纸
Pulp and paper

- 铝及苛性碱液管道系统
- 二氧化氯、氯及氯碱厂内管道
- Aluminum and caustic solution piping system
- Chlorine dioxide,chlorine and chlorine alkali factory interiorconduit.

灌溉
Irrigation

- 高尔夫球场
- 农业
- 温室
- 住家、商业

- Golf Course
- Agriculture
- Green House
- House Trade

给水用UPVC管道系统主要性能
Main properties of water supply UPVC pipelines network

检验项目Test Items	标准值Standard value	试验方法Test standard
密度Density	1350~1460kg/m³	GB/T 1033规定A法测定
维卡软化（管材） Vicat softeningn temperature(pipes)	≥80℃	GB/T 8820
维卡软化（管件） Vicat softeningn temperature(fittiings)	≥74℃	GB/T 8802
纵向回缩率Vertical heat shrinkage	≤5%	GB/T 6671.1
落锤冲击试验，0℃ Tir izod impact test	TIR≤5%	GB/T 14152
水压试验Water pressure test	无破裂；无渗漏Not-broken	GB/T 6111
连接密封试验Airtightness test on connections	无破裂；无渗漏Not-broken	GB/T 6111
不透光性Opacity test	不透光Light tightness	GB/T10002.1
卫生性能Sanitation performance	符合Meets GB/T17219	GB/T17219
VCM含量VCM content	≤1mg/kg	GB/T 4615
二氯甲烷浸渍试验CH_2CI_2immersion test	表面变化不裂于4N Surface doesn't crack under a force of 4N	GB/T 13526
耐内压试验（管件）Internal pressure test(fittings)	无裂缝；无渗漏Not-broken	GB/T6111
坠落试验Drop test	无破裂；无破裂No breskage or crack	GB/T8801
烘箱试验Oven test	成品表面裂开不得超过厚度一半 The depth of cracks shall not be more than 50% of the wall thickness	GB/T8803

化工用UPVC管道系统主要性能
Main properties of chemical purpose UPVC pipelines network

检验项目Test Items	标准值Standard value	试验方法Test standard
密度Density	≤1.55	GB/T 1033规定A法测定
腐蚀度Erosion degree （盐酸、硝酸、硫酸、氢氧化钠），g/m （Hydrochloric acid,nitric acid sulfuric acid, caustic soda）	≤1.50	GB/T 4218
维卡软化（管材）Vicat softening temperature(pipes)	≥80	GB/T 8802
维卡软化（管件）Vicat softening temperature(fittings)	≥70	GB/T 8802
液压试验Hydraulic pressure test	无破裂；无渗漏Not-broken	GB/T 6111
纵向回缩率Vertical heat shrinkage	≥5	GB/T 6671.1
丙酮浸泡Immersion in acetone	无脱层；无渗漏Not-flaking or breskage	GB/T 9646
扁平试验Flattening test	无裂纹；无破裂No crack orrupture	GB/T 4219
拉伸屈服应力，MPa	≥45	GB/T 8804.1
坠落试验Drop test	无裂缝；无破裂No crevice of rupture	GB/T 8801
烘箱试验Oven test	成品表面裂开不得超过厚度一半 The depth of cracks shall not be more than 50% of the wall thickness	GB/T 8803
内液压试验Internal hydraulic test	无破裂；无渗漏Not-broken	GB/T 6111
腐蚀度Erosion degress,g/m²	±2.0	GB/T 3801

UPVC工作压力与温度的关系
UPVC working pressure and temperature relations

温度℃ Temperature℃	23	27	32	38	43	49	54	60	66
工作压力Mpa Working pressure	1.0	0.9	0.75	0.6	0.45	0.35	0.25	0.15	0

UPVC给水用、化工用管道系统特性
UPVC pipelines of UPC pipelines used in water supply and chemical application

- 使用温度：化工管道使用温度范围：-20℃~65℃
- 给水管道使用温度范围：-20℃~55℃
- 阻燃性能为自熄性；
- 卫生性能：给水用管道系统符合GB/T17219；
- 价格低：材料费用低，不同工程比例不同；
- 耐腐蚀性：具有优良的耐腐蚀性能，详见产品耐化学性能腐蚀表；
- 耐压高：爆破压力为工作压力4~5倍，确保系统品质级安全；
- 韧性强：具有极佳的强度和韧性，不会受外力或内压变化大的情况下造成损害；
- 管壁光洁：输送流体时具有较小的摩擦阻力，抑制细菌滋生，流体介质不易附道；
- 耐老化：化学稳定性好，材料试验及国外内外工程应用实例证明，UPVC正常使用实际寿命超过50年。
- 保温性能佳：低热传导性能，约为钢材的1/200，节省保温材料及施工费用；
- 重量轻：相当于钢管的1/5，铜管的1/6，搬运、安装简单轻松，节约时间及费用。
- 安装施工方便：可采用粘接、法兰、螺纹，焊接等方式连接；
- 综合性能高：价格低，内外部光滑、不生锈、不积垢、耐腐蚀性能佳、施工简便、不传热、不导电、阻燃、机械强度高，适用性广。

- Working temperature range:Pipelines for water supply -20℃~55℃;
- Pipelines for chemical application-20℃~65℃;
- Sanitary properties:pipelies for water supply complies with GB/T17219;
- Self-extingulshing ability;
- Good property of chemical corrosion-resistant(see the table bellow for detils);
- Explosion pressure is 4 to 5 times working pressure;
- Low frlction for delivering fluids, low posslbility for fluids to stick and prevention pacteria from
- Growing because of the smooth pipe wall;
- Good chemical stability which gerantees a service life of over 50 years;
- Low thermal conduction (neariy 200th of steel) and exoellent thermal insulation performance
- High general performance low price,smooth surface on inside and outside ,anti-rust property,
- Resistance to scale deposit,anti-erosion property, easy installation on heat conduction, no
- Elecricity conduction, fire retardancy,high mechanieal strength, and wioe range of application.

UPVC管道系统设计引用标准
Standards sdopted for design of UPVC pipelines network

- 产品设计参考：ISO4422、ISO4435、ISO727、ASTMD5127、ASTMD1785、ASTMD2467、GB/T 11446.1、GB/T 11446.3、 GB/T 11446.5、GB/T 11446.7和GB/T 11446.9等标准；
- 给水用UPVC管道系统产品符合：GB/T 10002.1-2006、GB/T 10002.2-2003；卫生性能符合：GB/T 17219；
- 化工用UPVC管道系统产品符合：GB/T 4219-2008、QB/T 3802-1999；
- 电子级水用（洁净型）UPVC管道系统产品符合：Q/TNCC 01-2008、Q/TNCC 02-2008。

- Standards referred to for design: ISO4422、ISO4435、ISO727、ASTMD5127、ASTMD1785、ASTMD2467、GB/T 11446.1、GB/T 11446.3、 GB/T 11446.5、GB/T 11446.7 and GB/T 11446.9 and other standards;
- Water supply UPVC pipelines products meet:GB/T 10002.1-2006、GB/T 10002.2-2003;
- Their sanitary properties meet:GB/T 17219;
- Chemical application UPVC pipelines products meet: GB/T 4219-2008、QB/T 3802-1999;
- Electronic-grade water clean UPVC pipelines products meet: Q/TNCC 01-2008、Q/TNCC02-2008.

UPVC给水用、化工用管道系统适用场所
UPVC pipelines are suitable for the following application

- 自来水工程
- 电气工程
- 建筑工程
- 下水道工程
- 盐水工程
- 天然气工程
- 化学工厂
- 造纸工厂
- 电镀工厂
- 酿造发酵工厂
- 矿场
- 养殖业
- 农业园地
- 高速公路工程
- 工业废水排送管
- 煤矿灌浆用管
- 电力、通信穿线管
- 游泳循环用管
- 化学酸碱腐蚀介质输送管

- Water supply
- Electrical
- Construction
- Ground water
- Brine
- Natural gas
- Chemical plant
- Paper mill
- Electro-planting plant
- Brewing and ferment plant
- Mining
- Supply
- Agricultural
- Free way
- Waste water transmission
- Grouting for coil mines
- Conduit for electricity and communication
- Swimming pool
- Transmission for acid and alkali media

UPVC电子级水用（洁净型）管道系统特性
Properties of UPVC pipelines suitable for electrical water (clean UPVC pipelines)

- 内表面光洁、摩擦阻力小；
- 具有UPVC管道的其它所有优点；
- 离子析出数、微粒性物质和有机物析出量低；
- 系列产品按1.6MPa等级设计，设计使用寿命50年；
- 产品经权威部门检测完全符合EW-I级电子水输送要求；
- 多重密封包装，保证产品在运输储存过程中不受外界污染。

- Smooth inside wall and low friction;
- Featuring all other advantages of UPVC pipes;
- Low ion,low particle and low organic release;
- Designed pressure is 1.6MPa and lifetime of 50 years;
- As proved by tests,the pipes well meet the EW-I grade water standarsds;
- No pollution because of multilayer airproof packing.

UPVC电子级水用（洁净型）管道系统适用场所
Clean UPVC pipelines suitable for the following application

- 电子制造工业、如微电子、半导体、集成电路、芯片、显象管及液晶显示器工业等；
- 制药工业，如制取医用，药剂，生化制品用水、医用无菌水及人工肾析用水等；
- 烧碱、氯碱、精细化工行业的化学介质输送管路；
- 离子镀膜、化学镀膜中的超高纯水输送管路；
- 冶金工业中的贵稀金属的生产工艺管路；
- 其它超纯材料、超纯化学试剂输送管路；
- 核工业中的超高纯水输送管路。

- Electronic industry including microelectronics, semiconductor, integrated circuit, microchips,kinescope,LCD,etc;
- Pharmacy including medicament,biochemical products,sterilized water,water for artificial kidney dialysis,etc;
- Transmission for chemical media in caustic soda and chlor-alkali of fine chemical industry;
- Transmission for ultrapure water used in ion plating and chemical plating;
- Pipelines in noble metal and rare metal in metallurgic industry;
- Transmission of other ultrapure materials and chemical agents;
- Transmission of ultrapure water in nuclar industry.

UPVC性能介绍
UPVC Performance Introduction

电子级水用（清洁型）UPVC管道系统主要性能
Main properties of electronic-grade water clesn UPVC pipelines network

电子级水的技术指标 Technical indexes of electronic grade water

指标Indexes / 级别Grade	EW-I
电阻率Electrical resistivity > 18Ω.cm(25℃)	18以上The above(95%时间Time)不至于 Noless than 17
全硅，最大值，μ g/L Full silicon,maximum value	2
> 1μm微粒数，最大值，个/mL > 1μm Number of particles, maximum value,grain/mL	0.1
铜，最大值，μ g/L Copper，maximum value	0.2
锌，最大值，μ g/L zinc，maximum value	0.2
镍，最大值，μ g/L Nickesl，maximum value	0.1
钠，最大值，μ g/L Sodium，maximum value	0.5
钾，最大值，μ g/L Kalium，maximum value	0.5
氯，最大值，μ g/L Chlorine，maximum value	1
硝酸根，最大值，μ g/L Nitrate radical，maximum value	1
磷酸根，最大值，μ g/L Phosphate radical，maximum value	1
硫酸根，最大值，μ g/L Sulfate radical，maximum value	1
总有机碳，最大值，μ g/L Total organic carbon，maximum value	20

电子级UPVC管道系统性能表
Electronic grade UPVC pipe system performance table

标准 Indexes	技术指标Technical indexes	
	管材Pipes	管件Fittings
密度Density,g/cm ³	1.36~1.45	1.36~1.45
维卡软化温度，℃ Vicat softening temperature(Tube)	≥76	≥70
纵向回缩率，% Vertical heat shrinkage	≤5	/
吸水性Water absorption	/	≤40
烘箱试验Oven test	/	均无任何起泡或拼缝线开裂等现象 No foam,breakage or crack
坠落试验Drop test	/	全部试样无破裂 All samples have no breakage or crack
二氯甲烷浸渍试验CH_2CI_2 immersion test	表面无变化No changes on the surface	/
浇锤冲击试验，% TIR izod impact test	≤5	/
液压试验Hydraulic pressure test	无破裂；无渗漏Not-broken	无破裂；无渗漏Not-broken
连接密封试验Airtightness test on connections	无破裂；无渗漏Not-broken	无破裂；无渗漏Not-broken

均无任何起泡或拼缝线开裂等现象No foam,breakage or crack
全部试样无破裂All samples have no breakage or crack

Beta(β)-PP(PPH)主要性能
Main properties

Beta(β)-PP(PPH) BE60-7032是一种高分子量低熔流率的均聚聚丙烯，它经过β改性，具有细腻的结晶结构。使它即使在低温下也有优异的抗冲击强度。增加了静液压强度，增进了耐化学品性能，提高了使用温度，并使其膨胀系数降到同等材料最低点。Beta(β)-PP(PPH) BE60-7032是北欧化工专为生产工业和超纯管道、管件、挤出、板材等研制的牌号。

Beta(β)-PP(PPH) BE60-7032 is a high molecular weigth low melt flow rate polypropylene homopolymer,which through the β modification,with delicate crystal structure.It even has excellent low tempertature impact strength.Increased hydrostatic strength,enhanced chemical resistance,increased temoertature,and its coefficient of expansion down to the lowest point of the same material. Beta(β)-PP(PPH) BE60-7032 is a Northern European chemical industry and for production of ultrapure pipes,fittings,extrsion,sheet and other developed grades.

PPH 管道系统性能表 / Pipelines system performance table

	特性Property	标准Criterion	单位Unit	β-PPH
	密度（23℃）Density at 23℃	DIN53479 ISO/R1183	g/cm ²	0.91
	熔融流动性 Melt flow index MFR190/5 CODET MFR230/5 CODEV MFI range	DIN53735 ISO1133	g/10min	0.5 1.25 M003
机械性能 Mechanical properties	屈服张应力 Tensile stress at yield	DIN53455 ISO/R527	N/mm ²	30
	屈服延伸率 Elongation at yield	DIN53452 ISO/R527	%	12
	断裂张应力 Tensile stress at break	DIN53495 ISO/R527	N/mm ²	45
	断裂点延伸率 Elongation at break	DIN53455 ISO/R527	%	>50
	应变放35%时的张应力 Flexural stress at 35% strain	DIN53457 ISO/R178	N/mm ²	28
	弹性模量抗拉实验 Modalus of elasticity(tendile test)	DIN53455 ISO/R537	N/mm ²	1150
	切变模量 Modalus in shear	DIN53445 ISO/R537	N/mm ²	650
	球压痕硬度 Ball indent action hardness	DIN53456 ISO2039	N/mm ²	67
	切口冲击强度（23℃） Charpy impact strength at 23℃	DIN53453 ISO/179/2C	KJ/mm ²	50
	切口冲击强度（-30℃） Charpy impact strength at -30℃	DIN53453 ISO/179/2D	KJ/mm ²	35
热性能 Thermal properties	临界熔点 Cristallity melting temperature	DIN53736	℃	160-165
	维卡氏软化点 Vicat softening point VST-A/50 VST-B/50"	DIN53460 ISO/R306	℃	- 95
	承载状态下温度 Deflection temperature under load A方法 Methode A B方法 Methode B	DIN53461 ISO75	℃	50 90
	热导率 Thermal conductivity（at 20℃）	DIN52612	W/mk	0.22
	热膨胀系数 Thermal expansion coefficient	DIN53752	1/℃	-4
	可燃性 Flammability			1.0×10
电性能 Electrical properties	特征体积电阻率Specific volume resistivity	DIN53482 Teil 1 IEC Publ.93	Ohm cm	16 >10
	绝缘强度Dielectric strength	DIN53481 IEC Publ.243	Kv/mm	75
	表面电阻率Surface resistivity	DIN53482 IEC Publ.167		13 >10
	颜色Colour	RAL	Ohm	RAL7037 grey（灰）

增强聚丙烯（FRPP）管道系统主要性能
Enhancement polypropylene(FRPP) pipelinessystem main performance

增强聚丙烯（FRPP）管材照化工部HG20539-92标准生产，是以优质玻璃纤维增强聚丙烯为原材料挤出成型。克服聚丙烯机械强度低的缺陷，保持聚丙烯优良耐腐蚀性能，提高工作温度（-14~90℃），形成机械强度高、耐磨性能好、成本低、使用寿命长、安装方便等特点，成为石油、氯碱、化纤、染料、农药、轻工、污水处理等行业防腐首选管道。

FRPP pipe materials are produced according to HG20539-92 issued by Department of Chemical Industry,it is extruded and formed with the raw materials of high-quality fiber glass FRPP, it fills the limitation occurred in FRPP with low mechanical strength and has excellent anti-corrosive performance in PP, moreover , the operating temperature(-14~90℃) is increased,thus it has the merits like high mechanical strength, good abrasion resistance, low cost, long service life and convenient installation etc., it is the top choice of corrosive resistance in the industries like petroleum,chlorine alkaline,chemical fiber,dyestuff,pesticide,light industries,sewage disposal and so on.

FRPP管道系统性能表
Pipe system performance table

指标 Target name	单位 Unit	指标值 Target value
热变形温度Heating distorsiontemperature	℃	90
密度Density	g/cm ³	0.92~1.00
扁平试验Flat experiment	压至管材外1/2无裂 Presses1/2 does not have the crack to the tubing outside	
拉伸强度Pull and draw intension	Mpa	35
断裂伸长率Break elongation ratio	%	≥90
弯曲强度Bend intension	Mpa	≥45
20℃液压试验（瞬间爆破环向应力）		
20℃ water test(instantaneous demolition link to stress)	Mpa	≥14
悬臂梁冲击强度Cantilever beam impact intensity	JM/m ²	≥26
落锤冲击能量Drop hammer impact energy	Kg·m	8
线膨胀系数Linear expansion coefficient	10-5m/m℃	9-11

聚偏二氟乙烯（PVDF）管道系统主要性能
Polyvinylidene fluoride(PVDF)pipelines system main performance

- PVDF：聚偏二氟乙烯简称F-2。英文名称为Poly Vinylidene Fluoride,简称PVDF，分子式∈CF_2-CH_2∈n，分子量为40~60万。
- PVDF是60年代发展的含氟塑料之一，他是用三氟乙烯、氢氟酸与锌粉等作用生成单体，再经聚合生成白色结晶固体，属均聚物。
- PVDF分子结构规整性较大，分子中氟原子和氢原子大小相似，高分子链的排列紧密，并存在着较强的氢键效应，因此聚合物的拉伸强度，压缩强度及冲击韧性都比较大。PVDF的熔点较低（170℃左右），因此加工性能良好，成型方便，可用一般热塑料的加工方法（如注射、模压、挤出、吹塑等工艺成型）。
- PVDF的化学稳定性良好，具有优良的耐化学腐蚀性和良好的耐热稳定性，可在-62℃~150℃温度范围内长期使用。同时解电常数大，是良好的绝缘材料之一。能耐除PH＞12的强碱、高浓度酸类、丁酮，强溶剂外的所有盐、酸、芳烃、卤素等介质。不燃、耐疲折断、抗磨损、自润滑性能好，虽原料进口，价格昂贵，一次性投入大，但以其优良耐腐蚀性能，无与伦比的使用寿命、安全系数高、减少维修，将给您带来显著的综合经济效益。

- PVDF（Polyvinylidene fluoride）is nominated as F-2 in short, whose English Name PolyVinylidene Fluoride(PVDF in short),molecular formula is ∈CF2-CH2 ∈n and molecular weight is 400~600 thousand.
- PVDF is one of fluoride plastics developed in 1960s,it is a homopolymer monomer formed under the actions of trifluoroethene, hydrofluoric acid and zinc dust,and polymerized into white crystalline solid.
- The molecular structure of PVDF has large regularity,where fluoric and hydrogen atoms is similar at their sizes,the linage of macrom-olecular chains is compact and has strong hydrogen bond effects,therefore,the tensile strength,compressive strength and impact toughness of polymer is relatively high.The melting point of PVDF is low (about 170℃), so it has excellent performance of processing,easy shaping,it can be processed with general methods for thermal pplastic like injection,die press,extrusion and blow molding etc..
- PVDF has excellent chemical stability,excellent chemical resisitance and good thermal resisting stability,it can be long operated within the temperature range from-62℃ to 150℃,furthermore,it is one of perfect insulation materials with a high dielectric constant, which can rersisit all mediums like salt,acid,alkaline,arene,halogen and so on except for hydrochloric acid and strong solvent.It also enjoys the merits like no flame,breaking resistance,wear resistance and good self lubricating property,Though its raw materials are I mported with high price and onetime investment,its price is greatly lower than imported pipe materials,it will bring you with obvious compressive economic effects on the basis of excellent corrosive resistance,incomparable service life, high safety coefficient and little maintenance.

聚偏二氟乙烯（PVDF）管道系统性能表
Polyvinylidene fluoride(PVDF) pipelines system performance table

项目Ltem	数值 Numerical value	项目Ltem	数值 Numerical value
相对密度 Relative density	1.76	拉伸弹性模量（Mpa) Pull and draw mould quality（Mpa)	840
吸水率（%） Water-absorptivity（%）	0.04	弯曲弹性模量（Mpa) Bend mould quality（Mpa)	1400
晶体熔点（℃） Crystal melting point（℃）	171	压缩弹性模量（Mpa) Compres mould quality（Mpa)	840
脆化温度（℃） Embrittled temperature（℃）	<-61	硬度(HB) Degree of hardness(HB)	7
比热容（J/Kg.k) Compared to heat capacity（J/Kg.k	1170	摩擦系数(对钢） Friction coefficient(to steel)	0.14
线膨胀系数（k） Linear expansion coefficient(K)	80*10	介电系数(60Hz) Dielectric coefficient	8.4
热变形温度（℃），0.46M PaThermal deformation temperature（℃）,0.46M	150	(10^6HZ)	6.43
1.86MPa	90	介电损耗（60Hz) Dielectric loss	0.05
分解温度（℃） Decomposition temperature（℃）	316	(10^6HZ)	0.16
工作温度范围（℃） Operating temperature scope（℃）	-40～150	体积电阻（Ω，cm) Volume resistance(Ω，cm)	2*10
拉伸强度（Mpa),25（℃） Longitudinal strength(Mpa),25℃	49.2	击穿强度kv/m) Disruptive strength(kv/m)	>10
100℃	35.2	耐电弧性（S) Arc resistance(s)	50～70
伸长率(%) Elongation ratio(%)	30～400	燃烧性 Flammability	自熄From extinguishe
抗压强度（Mpa) compressive strength(Mpa)	70	透明性 Transparency	透明 - 半透明 Transparent-Translucent
冲击强度（KJ/m^2) Impact intensity（KJ/m^2)	$1.47*10^4$	耐化学腐蚀性 Bears chemistuy corrosiveness	良好Good

FRP/UPVC、FRP/CPVC性能介绍
FRP/UPVC、FRP/CPVC Performance Introduction

FRP/UPVC、FRP/CPVC管道系统特性
Properties of FRP/UPVC、FRP/CPVC plpelines

- FRP/UPVC、FRP/CPVC 复合管材和管件是以化工用UPVC管材、管件、工业用CPVC管材、管件为内衬，玻璃钢作外增强屋，通过界面粘合剂，经过特定机械缠绕制造。该管道综合了UPVC、CPVC耐腐蚀和FRP的强度高、耐温性好的特点，克服了UPVC、CPVC在较高温度下承压能力差，室外易老化的缺点，扩大了单一的UPVC、CPVC管道系统和FPR管的使用范围。
- FRP/UPVC、FRP/CPVC复合管材和管件价格低廉，安装维修方便，使用寿命长，管道内表面光滑，摩擦阻力小，耐腐蚀性能好、耐温性好，耐压高、耐磨、可设计性强FRP/UPVC、FRP/CPVC界面的粘结力强、抗冲击性良好、流体阻力小，无电化学腐蚀、投资省、安装方便等优点。产品广泛用于油田、化工、机械、冶金、轻工、电力、等行业、综合经济效益良好，是你理想的选择。

- FRP/UPVC and FRP/CPVC composite piose and titttiongs are made with virsin UPVCpiping material flttings or chlorinated polyvinyl chloride plping materlals fittings as the lining layer on the lnside, and fibre glass reinforced plastig as the reinforcing layer on the outside, thess materials are joined to each other with interfacial bond and then entwined together with special machines,these plpes feature the anti-erosion property of UPVC and CPVC materials, and the high strength and temperature resiscanec of FRP materials. While ellminating the flaw of UPVC and CPVC materials,namely inferlor ability to resist pressure at a high temperature and high proneness to age when put outdoors,henoe the application range of UPVC,CPVC and FPR pipe products is widened.
- FRP/UPVC and FRP/CPVC composite pipes and fitting are inexpensivek,easy to install and repair, enduring for ues, smooth on liside wall,and feature low frion, good resistance to erosion, temperature,pressure,wear,and are well designable,the interfacial bonding strength of FRP/UPVC,and FRP/CPVC products are strong so shey feature strong resistance to impact in addition,they feacture other advantages like low friction for flulds, no electric of chemlcal erosion, low investment requlrements and easy lnstalation, etc, Consequently, thsy are widely used in oil field, chemical ndustry, machinery, metallurgic, light industry,electriclty etc, bringing good economic returns.

FPR/UPVC、FRP/CPVC管道系统适用场合
Applicable occasions for FRP/PVC and FRP/CPVC Pipelines

- 化学介质输送管
- 氯碱工业工艺管
- 污水处理及输送管道
- 化学较高要求介质输送管
- 热能输送管、海水输送管
- 冶金工业化学介质输送管
- 冶金、矿山等行业
- 水电站水管、发电厂循环水管...

- Transmlssion for chemical media
- Chlor-alkali industry
- Treatment and transmission for sewage water
- Transmission for substances with strict chemical requrements
- Heat and seawater transmission
- Chemical medium transmission for metrallurgic industry
- Meailuriglc industry and mining
- Penstrocks of hydropower stations,water recycling pipes for power plants...

FRP/UPVC、FRP/CPVC管道系统设计引用标准
Standards adopted for design of FRP/UPVC、FRP/CPVC plpelines network

- 产品设计参考：HG 20520、DIN16965、DIN16966、GB/T 4219、QB/T 3802、GB/T18998系列标准。
- FRP/PVC管道系统产品符合：基管符合HG/T 3731-2001或HG/T21636-1987;
  衬管符合GB/T 4219、QB/T3802
- FRP/CPVC管道系统产品符合：基管符合Q/TNCC 11-2007;
  衬管符合GB/T 18998系列标准。

- Standards:referred to for product design: HG 20520、DIN16965、DIN16966、GB/T 4219、QB/T 3802、GB/T18998 series standards,etc.
- FRP/PVC base pipes meet requirements of HG/3731-2001 standard and HG/T21636-1987 standard.
  And the liner pipes meet requirements of GB/T 4219 standard and QB/T 3802 standard.
- FRP/CPVC base pipes meet Q/TNCC11-2007 standard,And the liner pipes meet requirements of GB/T 18998 standard.

FRP/PVC管道系统主要性能
Main properties of FRP/PVC pipelines netwoek

名称Name		性能指标Property index	名称Name	性能指标Property index
密度Density,g/cm³		1.55~1.65	压缩强度 Compressive strength,MPa	≥56
吸水性Water absorption,%		≤0.2	弯曲强度 Bending strength,MPa	≥28
树脂不可溶分含量，% Content of resin and insoluble materials		≥80	短时失效压力，MPa Short-time failure pressure	DN400以下Lower than (含DN400) ﹥4
树脂含量 Resin content	复合管材 Composite pipes	45±5		DN400以上Higher than ﹥2.4
	复合管件 Composite fitting	55±5		
拉伸强度Tensile strength,MPa		≥35	粘接强度Bonding strength,MPa	4

FRP/CPVC管道系统主要性能
Main properties of FRP/CPVC pipelines netwoek

名称Name		性能指标Property index
树脂不可深分含量Content of resin and insoluble materials,% ≥		80
树脂含量 Resin content	复合管材Composite pipes，%	45±5
	复合管件Composite fitting，%	55±5
短时失效压力Short-time failure pressure，MPa ≥		4
剪切强度Shear strength,MPa ≥		4
巴柯尔硬度Barcol hardness≥		40

管材尺寸对照表
Main connection dimension

公制	15(20)	20(25)	25(32)	32(40)	40(50)	50(63)	65(75)	80(90)	100(110)	125(140)	150(160)	200(225)	250(280)	300(315)	400(400)
日标	16(22)	20(26)	25(32)	30(38)	40(48)	50(60)	65(75)	75(89)	100(114)	124(140)	150(165)	200(216)	250(265)	300(318)	400(420)
美标	1/2ⁿ(21)	3/4ⁿ(26)	1ⁿ(33)	1 1/4ⁿ(42)	1 1/2ⁿ(48)	2ⁿ(60)	2 1/2ⁿ(73)	3ⁿ(89)	4ⁿ(114)	5ⁿ(142)	6ⁿ(168)	8ⁿ(219)	10ⁿ(273)	12ⁿ(323)	16ⁿ(406)

产品耐腐蚀性能表
The product corrosion resisting function watch

A: 不侵蚀（使用良好） A：Does not corrode (use good)
B: 大致不侵蚀（可使用） B：Does not corrode approximately(may use)
C: 危险（视情形使用） C：The danger (regards situation use)
X: 侵蚀（不可用） X：The corrosion(cannot use)

- 本表按介质英文字母排列
- 本表数据按化学浸渍90天测试，仅供用户参考，设计时应考虑压力，温度等变化，不能作为使用该产品的操作依据。
- This table according to medium English letter arrangement.
- This table data soaks 90days tests according to chemistry, only for user reference,when design should consider changes and so on pressure, temperature, cannot take uses this product the operation basis.

英文简称 English abbreviation	中文名称 Chinese name	工作使用温度℃ Work application temperature℃
UPVC	硬聚氯乙烯	-10℃~70℃
FRPP	增强聚丙烯	-20℃~90℃
CPVC	氯化聚氯乙烯	-40℃~95℃
PVDF	聚偏=氟乙烯	-40℃~140℃
PPH	高分子聚丙烯	-14℃~95℃
EPDM	三元乙丙橡胶	120℃
FPM	氟橡胶	180℃
PTFE	聚四氟乙烯	280℃

化学品	浓度%	温度°C	UPVC	CPVC	FRPP	PVDF	PTFE	FKM	EPDM
Acetal-dehyde Aqueous (含水的) 乙醛、醋醛	40	20	X	X	A	X	A	B	A
		40			A		A	B	A
		60			A		A	C	A
		80			B		A	X	B
		100					A		C
Acetic Acid 乙酸	50	20	A	A	A	A	A	B	X
		40	B	B	B	A	A	B	
		60	C	C	C	A	A	B	
		80		X		B	A	C	
		100				B	A	X	
Acetone Aqueous (含水的) 丙酮	Trace	20	A	A	A	A	A	A	A
		40	A	A	A	A	A	A	A
		60	B	B	A	A	A	A	A
		80			A	B	A	A	B
		100				B	A	A	B
Acetylene 乙炔 电石气 亚次乙基		20	X	X	A	A	A	A	C
		40			A	A	A	A	C
		60				A	A	A	X
		80				A	A	A	
		100				A	A	B	
（丙烯酸） Acrylic Acid Ethyl Ester 乙酸酯		20	X			A	A		
		40				B	A		
		60				C	A		
		80				X	B		
		100							
乙二酸 Adipic Acid Aqueous (含水的)	饱和 Gathers full	20	A	A	A	A	A	A	A
		40	A	A	A	A	A	A	A
		60	A	A	A	A	A	A	A
		80		B	B	A	A	A	B
		100				A	A	B	B
Aluminum Bromide 溴化铝	饱和 Gathers full	20				A	A	A	A
		40				A	A	A	A
		60				A	A	A	A
		80				A	A	A	
		100				A	A		
Aluminum Chloride 氯化铝	饱和 Gathers full	20	A	A	A	A	A	A	A
		40	A	A	A	A	A	A	A
		60	B	B	A	B	A	A	A
		80		B	A	C	A	A	A
		100				X	A	A	B
Aluminum Fluoride 氟化铝	饱和 Gathers full	20	A	A	A	A	A	A	A
		40	A	A	A	A	A	A	A
		60	A	A	A	A	A	A	A
		80		A	A	A	A	A	A
		100				A	A	A	
Aluminum Hydroxide 氢氧化铝	饱和 Gathers full	20	A	A	A	A	A	A	A
		40	A	A	A	A	A	A	A
		60	A	A	A	A	A	A	A
		80		A	A	A	A	A	B
		100				A	A	B	B
Aluminum Nitrate 硝酸铝	饱和 Gathers full	20	A	A	A	A	A	A	A
		40	A	A	A	A	A	A	A
		60	A	A	A	A	A	A	A
		80		A	A	A	A	A	A
		100				A	A	A	B
Aluminum Sulfate 硫酸铝	饱和 Gathers full	20	A	A	A	A	A	A	A
		40	A	A	A	A	A	A	A
		60	A	A	A	A	A	A	A
		80		A	A	A	A		
		100				A	A		

化学品	浓度%	温度°C	UPVC	CPVC	FRPP	PVDF	PTFE	FKM	EPDM
丁二酸 Amber Acid(Succinic Acid)	饱合 Gathers full	20	A	A	A	A	A	A	A
		40	A	A	A	A	A	A	A
		60	A	A	A	A	A	A	A
		80				A	A	A	A
		100				A	A	A	A
Ammonia Water 氨水	10	20	A	A	A	A	A	B	A
		40	A	A	A	A	A	C	A
		60	A	A	A	A	A	X	A
		80		B	B	A	A		A
		100				A	A		A
Ammonium Acetate 乙酸铵（醋酸铵）	饱合 Gathers full	20	A	A	A		A	A	A
		40	A	A	A		A	A	A
		60	A	A	A		A	A	A
		80		B	B		A	B	B
		100					A	B	B
Ammonium Carbonate 碳酸铵	饱合 Gathers full	20	A	A	A	A	A	A	A
		40	A	A	A	A	A	A	A
		60	A	A	A	A	A	A	A
		80		A	A	A	A	A	A
		100				A	A	A	B
Ammonium Chloride 氯化铵	饱合 Gathers full	20	A	A	A	A	A	A	A
		40	A	A	A	A	A	A	A
		60	A	A	A	A	A	A	A
		80		B	B	A	A	A	A
		100				A	A	A	B
Ammonium Fluoride 氟化铵	饱合 Gathers full	20	A		A	A	A	A	A
		40	B		A	A	A	A	A
		60	X		A	A	A	A	A
		80			B	A	A		
		100				A	A		
Ammonium Hydroxide 氢氧化铵		20	A	A	A	A	A	B	A
		40	A	A	A	A	A	B	A
		60	A	A	A	A	A	C	A
		80			A	A	A		
		100				A	A		
Ammonium Metaphos Phate 偏磷酸铵		20	A	A	A	A	A	A	A
		40	A	A	A	A	A	A	A
		60	A	A	A	A	A	A	A
		80		A	A	A	A	A	A
		100				A	A		
Ammonium Nitrate 硝酸铵		20	B	B	A	A	A	A	A
		40	B	B	A	A	A	A	A
		60	B	B	A	A	A	A	A
		80			A	A	A	A	A
		100				A	A		
Ammonium Phosphate 磷酸铵		20	A	A	A	A	A	A	A
		40	A	A	A	A	A	A	A
		60	A	A	A	A	A	A	A
		80		A	A	A	A	A	A
		100				A	A		
Ammonium Sulfate 硫酸铵	饱合 Gathers full	20	A	A	A	A	A	A	A
		40	A	A	A	A	A	A	A
		60	A	A	A	A	A	A	A
		80		A	A	A	A	A	A
		100				A	A		
Ammonium Sulfide 硫化铵	饱合 Gathers full	20	A	A	A	A			
		40			A	A			
		60			A	A			
		80			A	A			
		100			A	A			
Antimony Trichloride 氯化锑	饱合 Gathers full	20	A		A	A	A	A	B
		40	A		A	B	A	A	
		60	B		B	C	B	A	
		80			B	C	B	B	
		100				X	B		

产品耐腐蚀性能表
The product corrosion resisting function watch

化学品	浓度%	温度°C	UPVC	CPVC	FRPP	PVDF	PTFE	FKM	EPDM
Aqua Regia 王水	饱合 Gathers full	20	C	C	C	A	A	C	B
		40	C	C	C	A	A		B
		60			X	A	A		C
		80				A	A		
		100				B	A		
Arsenic Acid 砷酸	饱合 Gathers full	20	A	A	A	A	A	A	A
		40	B	B	A	A	A	A	A
		60	C	B	B	A	A	A	B
		80		C	C	A	A	B	B
		100				B	A	B	
Barium Chloride 氯化钡	饱合 Gathers full	20	A	A	A	A	A	A	A
		40	A	A	A	A	A	A	A
		60	A	A	A	A	A	A	A
		80		A	A	A	A	A	A
		100				A	A	A	
Barium Carbonate 碳酸钡	饱合 Gathers full	20	A	A	A	A	A	A	A
		40	A	A	A	A	A	A	A
		60	A	A	A	A	A	A	A
		80		A	A	A	A	A	A
		100				A	A	A	
Barium Hydroxide 氢氧化钡	饱合 Gathers full	20	A	A	A	A	A	A	A
		40	A	A	A	A	A	A	A
		60	A	A	A	A	A	A	A
		80		A	A	A	A	A	A
		100				A	A	A	B
Barium Nitrate 硝酸钡	饱合 Gathers full	20	A	A	A	A	A	A	A
		40	A	A	A	A	A	A	A
		60	A	A	A	A	A	A	A
		80		A	A	A	A	A	A
		100				A	A	A	B
Barium Sulfate 硫酸钡	饱合 Gathers full	20	A	A	A	A	A	A	A
		40	A	A	A	A	A	A	A
		60	A	A	A	A	A	A	A
		80		A	A	A	A	A	A
		100				A	A	A	
Barium Sulfide 硫化钡	饱合 Gathers full	20	A	A	A	A	A	A	A
		40	A	A	A	A	A	A	A
		60	A	A	A	A	A	A	A
		80		A	A	A	A	A	
		100				A	A	A	
Benzal dehyde 苯甲醛苯胺	Above 10	20	A		A	A	A	C	C
		40			B	B	A		
		60							
		80							
		100							
Benzene 苯	纯Pure	20	C	C	B	A	A	B	X
		40	X	X	C	B	A	B	
		60				B	A	B	
		80				C	A	B	
		100				X	A		
Bleaching Agent 漂白剂	12	20	A	A		A	A	A	B
		40	A	A		A	A		
		60	A			A	A		
		80				A	A		
		100				A			
Borax 硼砂	饱合 Gathers full	20	A	A	A	A	A	A	A
		40	A	A	A	A	A	A	A
		60	A	A	A	A	A	A	A
		80		A	A	A	A	A	
		100				A	A		
Boric Acid 硼酸	饱合 Gathers full	20	A	A	A	A	A	A	A
		40	A	A	A	A	A	A	A
		60	A	A	A	A	A	A	A
		80		B	A	A	A	A	B
		100				A	A	B	

化学品	浓度%	温度°C	UPVC	CPVC	FRPP	PVDF	PTFE	FKM	EPDM
Borofluoric Acid 氟硼酸		20	A	A	A	A	A	A	A
		40	A	A	A	A	A	A	A
		60	B	A	A	A	A	A	A
		80		A	B	A	A	A	B
		100				A	A		
Brine 盐水		20	A	A	A	A	A	A	A
		40	A	A	A	A	A	A	A
		60	A	A	A	A	A	A	A
		80		A	A	A	A	A	B
		100				A	A	B	
Bromic Acid 溴酸	纯Pure	20			X	A	A		
		40				A	A		
		60				A	A		
		80				A	A		
		100				A			
Bromic Acid 溴蒸汽	25	20	B		X	A	A	A	X
		40	C			A	A	A	
		60				A	A	A	
		80				B			
		100				B			
Bromine Water 溴水	饱合 Gathers full	20	B	C	C	A	A	A	X
		40	C		X	A	A	A	
		60				A	A		
		80				B			
		100				B			
Butadiene 丁二烯	气体Gas	20	A	A		A	A	A	X
		40	A	A		A	A	A	
		B	A			A	A	A	
		80				A	A		
		100				A	A		
Butyl Mercaptan 丁硫酸	纯Pure	20				A	A		
		40				A	A		
		60				A	A		
		80				A			
		100				A			
丁基 Butyl Phenol 苯酚		20				A	A		
		40				A	A		
		60				A	A		
		80				A	A		
		100				A	A		
Butylene 丁烯		20				A	A	A	
		40				A	A	A	
		60				A	A	A	
		80				A	A	B	
		100				A	A		
Butyric Acid 丁酸	纯Pure	20	X	X	A	A	A	B	B
		40			A	A	A	C	
		60			A	A	A	X	
		80			A	A	A		
		100				A	A		
Calcium Carbonate 碳酸钙	饱合 Gathers full	20	A	A	A	A	A	A	A
		40	A	A	A	A	A	A	A
		60	A	A	A	A	A	A	A
		80		A	A	A	A	A	
		100		B	A	A	A	A	
Calcium Chlorate 氯酸钙	饱合 Gathers full	20	A	A	A	A	A	A	A
		40	A	A	A	A	A	A	A
		60	A	A	A	A	A	A	A
		80		A	A	A	A		
		100			B	A	A		
Calcium Hydroxide 氢氧化钙	饱合 Gathers full	20	A	A	A	A	A	A	A
		40	A	A	A	A	A	A	A
		60	A	A	A	A	A	A	A
		80		B	A	A	A	A	A
		100			B	A	A	A	

化学品	浓度%	温度°C	UPVC	CPVC	FRPP	PVDF	PTFE	FKM	EPDM
Calcium Hypochlorite 次氯酸钙	饱合 Gathers full	20	A	A	A	A	A	A	B
		40	A	A	A	A	A	A	
		60	B	B	B	A	A	A	
		80			C	A	A		
		100				B	A		
Calcium Nitrate 硝酸钙	饱合 Gathers full	20	A	A	A	A	A	A	A
		40	A	A	A	A	A	A	A
		60	A	A	A	A	A	A	A
		80		A	A	A	A	A	A
		100				A	A	A	
Calcium Sulfate 硫酸钙	饱合 Gathers full	20	A	A	A	A	A	A	A
		40	A	A	A	A	A	A	A
		60	A	A	A	A	A	A	A
		80		A	A	A	A	A	A
		100				A	A	A	
Calcium Sulfide 硫化钙	饱合 Gathers full	20				A	A	A	A
		40				A	A	A	A
		60				A	A	A	A
		80				A	A	A	A
		100					A	A	
Caprylic Acid 辛酸	Pite	20				A	A		
		40				A	A		
		60				A	A		
		80				A	A		
		100				A	A		
Carbon Dioxide 二氧化碳	湿Wet	20	A	A	A	A	A	A	A
		40	A	A	A	A	A	A	A
		B	A	A	A	A	A	A	A
		80		A	A	A	A	A	A
		100				A	A	A	B
Carbon Dioxide 二氧化碳	干Dry	20	A	A	A	A	A	A	A
		40	A	A	A	A	A	A	A
		60	A	A	A	A	A	A	A
		80		A	A	A	A	A	A
		100				A	A	A	B
Carbon Disrlfide 二硫化碳	纯Pure	20	C	C	X	A	A	A	X
		40	C	C			A	B	
		60	X	X			A	C	
		80					A	X	
		100					A		
Carbon Monoxide 一氧化碳	Gas	20	A	A	A	A	A	A	A
		40	A	A	A	A	A	A	A
		60	A	A	A	A	A	A	A
		80		A	A	A	A	A	A
		100				A	A	A	
Carbon Tetrachloride 四氯化碳	纯Pure	20	C	C	X	A	A	B	X
		40	X	X		A	A		
		60				A	A		
		80					A		
		100					A		
Carbonic Acid 碳酸	饱合 Gathers full	20	A	A	A	A	A	A	A
		40	A	A	A	A	A	A	A
		60	A	A	A	A	A	A	A
		80		B	B	A	A	A	A
		100		B	B	A	A	B	
Caustic Potash 苛性钾	25	20	A	A	A	A	A	X	A
		40	A	A	A	A	A		A
		60	A	A	A	B	A		A
		80		B	A	C	A		A
		100			B	X	A		B
Chloric Acid 氯酸	20	20	A			A	A		
		40	A			A	A		
		60	B			A	A		
		80				A			
		100							

化学品	浓度%	温度°C	UPVC	CPVC	FRPP	PVDF	PTFE	FKM	EPDM
Chlorine Dioxide 二氧化氯	纯Pure	20	A	A	C	A	A	X	
		40	B	B	X	A	A		
		60	B	B		A	A		
		80							
		100							
Chlorine Gas 氯气	湿wet	20	A	A	X	A	A	X	X
		40	A	A		A	A		
		60	B	B		A	A		
		80		C		A	A		
		100		X		A	A		
Chlorine Gas 氯气	干Dry	20	A	A	C	A	A	B	B
		40	A	A		A	A		
		60	A	A		A	A		
		80		B		A	A		
		100				A	A		
Chlorine Water 氯水	400	20	A	A	C	A	A	C	B
		40	A	A	X	A	A	X	C
		60	B	B		A	A		
		80				A	A		
		100				A	A		
Chloro-benzene 氯苯	纯Pure	20			B	A	A	A	X
		40			C	A	A		
		60				B	A		
		80				C	A		
		100				C	A		
Chloroform 三氯甲烷	纯Pure	20	X	X	B	A	A	B	X
		40			X	A	A		
		60				B	A		
		80				C	A		
		100				C	A		
Chloro Sulfonic Acid 氯磺酸	纯Pure	20	X	X	X	C	A	X	X
		40				X	A		
		60					A		
		80					A		
		100							
Chromic Acid 铬酸	20	20	A	A	X	A	A	B	B
		40	A	A		A	A	B	X
		60	B	A		A	A	B	
		80		B		A	A	C	
		100				A	A	X	
Copper Cyanide 氰化铜	饱合 Gathers full	20	A	A	A	A	A		
		40			A	A	A		
		60			A	A	A		
		80			B	A	A		
		100				B	A		
Copper Fluoride 氟化铜	饱合 Gathers full	20	A	A	A	A	A	A	A
		40	A	A	A	A	A		
		60	B	B	B	A	A		
		80				A	A		
		100				A	A		
Copper Nitrate 硝酸铜		20	A	A	A	A	A	A	A
		40	A	A	A	A	A	A	A
		60	B	B	A	A	A	A	A
		80			B	A	A	A	A
		100				A	A	A	
Copper Sulfate 硫酸铜	饱合 Gathers full	20	A	A	A	A	A	A	A
		40	A	A	A	A	A	A	A
		60	A	A	A	A	A	A	A
		80		A	A	A	A	A	A
		100				A	A	A	B
Cupric Fluoride 氟化铜	饱合 Gathers full	20	A	A	A	A	A	A	A
		40	A	A	A	A	A	A	A
		60	A	A	A	A	A	A	A
		80		A	A	A	A	A	A
		100		A		A	A	A	B

化学品	浓度%	温度°C	UPVC	CPVC	FRPP	PVDF	PTFE	FKM	EPDM
Cupric Sulfate 硫酸铜	饱合 Gathers full	20	A	A	A	A	A	A	A
		40	A	A	A	A	A	A	A
		60	A	A	A	A	A	A	A
		80		A	A	A	A	A	A
		100		A		A	A	A	B
Cuprous Chloride 氯化亚铜	饱合 Gathers full	20	A	A	A	A	A	A	A
		40	A	A	A	A	A	A	A
		60	A	A	A	A	A	A	A
		80		A	A	A	A	A	A
		100		B		A	A	A	B
Cyclohex anone 环己酮	纯Pure	20	X	X	B	B	A	X	C
		40			C	C	A		
		60			X	C	A		
		80				X	A		
		100					A		
Dibutyl Benzene 二氯苯	纯Pure	20				A	A	B	X
		40				A	A		
		60				A	A		
		80				B	A		
		100				C	A		
Dichloro ethylene 二氯乙烯		20				A	A	A	X
		40				A	A		
		60				A	A		
		80				A	A		
		100				A	A		
Epsom Salt 泻盐	饱合 Gathers full	20				A	A	A	A
		40				A	A	A	A
		60				A	A	A	A
		80				A	A	A	
		100					A		
Ethyl Acetate 乙酸乙酯	纯Pure	20			B	A	A	X	B
		40			B	B	A		
		60			C	C	A		
		80				X	A		
		100					A		
Ethyl Alcohol 乙醇	纯Pure	20	A	A	A	A	A	A	A
		40	A	B	A	A	A	A	A
		60	B	B	B	A	A	A	A
		80		C	B	A	A	A	A
		100				A	A		
Ethyl Benxene 乙苯		20				A	A	A	X
		40				A	A		
		60				A	A		
		80					A		
		100					A		
Ethyl Chloride 氯乙烷		20			C	A	A	A	A
		40			X	A	A	A	A
		60				A	A	A	
		80				A	A	B	
		100				A	A		
Ethyl Formate 甲酸乙酯	纯Pure	20						X	B
		40							
		60							
		80							
		100							
Ethylene Glycol 乙二醇	纯Pure	20	A	A	A	A	A	A	A
		40	A	A	A	A	A	A	A
		60	A	A	A	A	A	A	A
		80		B	B	B	A	A	A
		100				C	A	A	B
Ferrous Acid 胆矾酸		20	A	B	A	A	A	A	X
		40	A	B	B	A	A		
		60	A	B	B	A	A		
		80			C	A	A		
		100				A	A		

化学品	浓度%	温度°C	UPVC	CPVC	FRPP	PVDF	PTFE	FKM	EPDM
Ferrous Chloride 氯化亚铁	饱合 Gathers full	20	A	A	A	A	A	A	A
		40	A	A	A	A	A	A	A
		60	B	A	A	A	A	A	A
		80		A	A	A	A	A	A
		100		B	B	A	A	B	B
Ferric Hydroxide 氢氧化铁	饱合 Gathers full	20	A	A	A	A	A	A	A
		40	A	A	A	A	A	A	A
		60	A	A	A	A	A	A	A
		80		A	A	A	A	A	A
		100				A	A		
Ferric Nitrate 硝酸铁	饱合 Gathers full	20	A	A	A	A	A	A	A
		40	A	A	A	A	A	A	A
		60	A	A	A	A	A	A	A
		80		A	B	A	A	A	A
		100				A	A	A	
Ferric Sulfide 硫酸铁		20	A	A	A	A	A	A	A
		40	A	A	A	A	A	A	A
		60	A	A	A	A	A	A	A
		80				A	A	A	A
		100				A	A		
Ferrous Chloride 氯化铁	饱合 Gathers full	20	A	A	A	A	A	A	A
		40	A	A	A	A	A	A	A
		60	B	A	A	A	A	A	A
		80		A	A	A	A	A	A
		100				A	A	B	B
Ferric Hydroxide 氢氧化亚铁	饱合 Gathers full	20	A	A	A	A	A	A	A
		40	A	A	A	A	A	A	A
		B	A	A	A	A	A	A	A
		80		A	A	A	A	A	A
		100				A	A	A	
Ferrous Nitrate 硝酸亚铁	饱合 Gathers full	20	A	A	A	A	A	A	A
		40	A	A	A	A	A	A	A
		60	A	A	A	A	A	A	A
		80		A	A	A	A	A	A
		100				A	A	A	
Ferrous Sulfate 硫酸亚铁		20	A	A	A	A	A	A	A
		40	A	A	A	A	A	A	A
		60	A	A	A	A	A	A	A
		80		A	A	A	A	A	A
		100				A	A	B	B
Fluoboric Acid 氢氟硼酸	纯Pure	20	A	A	A	A	A	A	A
		40	A	A	A	A	A	A	A
		60	B	A	A	A	A	A	A
		80		B	B	A	A	A	B
		100				A	A		
Fluorine Gas 氟气	湿 Wet	20	A	A	A	A	A	A	A
		40	B	B	B	A	A	A	A
		60	B	B	B	A	A	B	B
		80				A	A		
		100				A	A		
Fluosilicic Acid 氢氟矽酸	50	20	B	A	A	A	A	A	A
		40	B	A	A	A	A	A	A
		60	B	A	A	A	A	A	A
		80		B	B	A	A	A	B
		100				A	A	A	B
Formaldehyde 甲醛	35	20	A	A	A	A	A	A	A
		40	A	A	A	A	A	A	A
		60	C	A	A	B	A	A	A
		80		A	A	X	A	A	A
		100					A		
Formic Acid 甲酸	90	20	A	A	A	A	A	X	A
		40	B	B	B	A	A		A
		60	X	X	X	A	A		A
		80				A	A		A
		100				B	A		B

化学品	浓度%	温度°C	UPVC	CPVC	FRPP	PVDF	PTFE	FKM	EPDM
Glycerol (Glycerine) 三元醇	纯Pure	20	A	A	A	A	A	A	A
		40	A	A	A	A	A	A	A
		60	A	A	A	A	A	A	A
		80			A	A	A	A	A
		100				A	A		
Glycolic Acid 乙醇酸	饱合 Gathers full	20	A	A	A	A	A	A	A
		40			A	B	A		
		60			A	C	A		
		80				X	A		
		100					A		
Grape Sugar 葡萄糖		20	A	A	A	A	A	A	A
		40	A	A	A	A	A	A	A
		60	A	A	A	A	A	A	A
		80				A	A	A	A
		100				A	A	A	
Hexane 己烷		20	A		B	A	A	A	X
		40	B		B	A	A		
		60			C	A	A		
		80				A	A		
		100				A	A		
Hexane Alcohol 己醇	纯Pure	20	A				A	A	B
		40	A				A	A	B
		60	B				A	A	C
		80					A	A	X
		100					A	A	
Hydrobromic Acid 氢溴酸	50	20	A	A	A	A	A	A	A
		40	A	A	A	A	A	A	A
		B	B	A	A	A	A		
		80		B	A	A	A		
		100				A	A		
Hydrochloric Acid 氢氯酸	25	20	A	A	A	A	A	A	A
		40	A	A	A	A	A	A	A
		60	A	A	A	A	A	A	A
		80		A	A	A	A	X	B
		100				A	A		
Hydrochloric Acid 氢氯酸	25	20	A	A	A	A	A	B	B
		40	A	A	A	A	A	B	B
		60	B	A	A	A	A	X	X
		80		B	B	A	A		
		100				B	A		
Hydrochloric Acid 氢氯酸	38	20	A	A	A	A	A	B	C
		40	A	A	B	A	A	B	C
		60	B	B	A	A	A	X	X
		80		B	B	A	B		
		100				B	B		
Hydrocyanic Acid 氢氰酸		20	A	A	A	A	A	B	B
		40	A	A	A	A	A		
		60	A	A	A	A	A		
		80				A	A		
		100				A	A		
Hydrofluoric Acid 氢氟酸	稀释 Dilution	20	A	A	A	A	A	A	A
		40	A	B	B	A	A	A	A
		60	C	B	B	A	A	A	A
		80		C	B	A	A	A	A
		100				A	A	A	A
Hydrofluoric Acid 氢氟酸	30	20	A	A	A	A	A	A	A
		40	B	B	B	A	A	A	A
		60	C	C	B	A	A	A	A
		80	X	X	B	A	A	A	B
		100				A	A	A	X
Hydrofluoric Acid 氢氟酸	40	20	B	B	A	A	A	A	A
		40	C	C	B	A	A	A	B
		60	X	X	B	A	A	A	C
		80			B	A	A	A	X
		100				A	A	B	

化学品	浓度%	温度°C	UPVC	CPVC	FRPP	PVDF	PTFE	FKM	EPDM
Hydro fluoric Acid 氢氟酸	50	20	B	B	A	A	A	A	A
		40	C	X	B	A	A	A	A
		60	X		B	A	A	A	B
		80			B	A	A	A	C
		100				A	A	B	X
Hydrogen 氢		20	A	A	A	A	A	A	A
		40	A	A	A	A	A	A	A
		60	A	A	A	A	A	A	A
		80				A	A		
		100				B	A		
氟化氢 Hydrogen Fluoride Anhydrous 无水的		20				A	A	X	B
		40				A	A		
		60				A	A		
		80				A	A		
		100			A	A	A	A	A
Hydrogen Peroxide 二氧化二氢	5	20	A	X					
		40	A		A	A	A	A	B
		60	A		A	A	A	A	B
		80			B	A	A	A	C
		100				A	A		
Hydrogen Peroxide 二氧化二氢	50	20	B	X	C	A	A	A	C
		40	C		X	A	A	B	
		60				A	A		
		80				A	A		
		100				A	A		
Hydrogen Peroxide 二氧化氢	90	20				A	A	A	X
		40					A		
		60					A		
		80					A		
		100					A		
Hydrogen Sulfide 硫化氢	干 Dry	20	A	A	A	A	A	A	A
		40	A	A	A	A	A	A	A
		60	A	A	A	A	A	A	A
		80		A	A	A	A	A	B
		100		B	A	A	A		B
硫化氢 Hydrogen Sulfide Aquecous 含水的	10	20	A	A	A	A	A	A	A
		40	A	A	A	A	A	A	A
		60	A	A	A	A	A	B	A
		80		A	A	A	A		A
		100		B	B	A	A		B
Hypochlorous 次氯酸		20	A	A	A	A	A	A	A
		40	A	A	B	A	A	B	B
		60	A	A	B	A	A		
		80		B		A	A		
		100				A	A		
Lodine 碘		20	B	B	A	A	A	B	X
		40	C	B	A	A	A		
		60		C	A	A	A		
		80			A	A	A		
		100				A	A		
Lodine Solution 液碘	10	20	A			A	A		
		40	A			A	A		
		60				A	A		
		80				A	A		
		100				A	A		
Lactic Acid 乳酸	80	20	A	A	A	A	A	A	A
		40	B	A	A	A	A	A	A
		60	B	B	A	A	A	A	A
		80			B	A	A	A	A
		100				A	A	B	B
Lareic Acid 樟酸		20				A	A		
		40				A	A		
		60				A	A		
		80				A	A		
		100				A	A		

化学品	浓度%	温度°C	UPVC	CPVC	FRPP	PVDF	PTFE	FKM	EPDM
Lead Chloride 氯化铅		20	A	A	A	A	A	A	A
		40	A	A	A	A	A	A	A
		60	A	A	A	A	A	A	A
		80				A	A	A	A
		100				A	A	A	
Lead Nitrate 硝酸铅	饱合 Gathers full	20	A	A	A	A	A	A	A
		40	A	A	A	A	A	A	A
		60	A	A	A	A	A	A	A
		80		A	A	A	A	A	A
		100				A	A	A	
Lead Sulfate 硫酸铅	纯Pure	20	A	A	A	A	A	A	A
		40	A	A	A	A	A	A	A
		60	A	A	A	A	A	A	A
		80		A	A	A	A	A	A
		100				A	A	A	
Lithum Bromide 溴化锂	60	20	A			A	A	A	
		40	A			A	A	A	
		60	A			A	A	A	
		80				A	A	A	
		100				A	A	A	
Magnesium Carbonate 碳酸镁		20	A	A	A	A	A	A	A
		40	A	A	A	A	A	A	A
		60	A	A	A	A	A	A	A
		80		B	A	A	A	A	A
		100				A	A	A	
Magnesium Chloride 氯化镁	饱合 Gathers full	20	A	A	A	A	A	A	A
		40	A	A	A	A	A	A	A
		60	B	A	A	A	A	A	A
		80		A	A	A	A	A	A
		100				A	A	B	B
Magnesium Citrate 柠檬酸镁		20	A	A	A	A	A	A	A
		40	A	A	A	A	A	A	A
		60	A	A	A	A	A	A	A
		80		A	A	A	A	A	A
		100				A	A	A	
Magnesium Hydroxide 氢氧化镁	饱合 Gathers full	20	A	A	A	A	A	A	A
		40	A	A	A	A	A	A	A
		60	A	A	A	A	A	A	A
		80		A	A	A	A	A	A
		100				A	A	A	
Magnesium Nitrate 硝酸镁		20	A	A	A	A	A	A	A
		40	A	A	A	A	A	A	A
		60	A	A	A	A	A	A	B
		80		B	B	A	A	A	A
		100				A	A	A	
Maleic Chloride 氯化汞		20	A	A	A	A	A	A	A
		40	A	A	A	A	A	A	A
		60	A	A	A	A	A	A	A
		80			A	A	A		
		100				A	A		
Mercuric Cyanide 氢化汞	饱合 Gathers full	20	A	A	A	A	A	A	A
		40	A	A	A	A	A		
		60	A	A	A	A	A		
		80		A	A	A	A		
		100				A	A		
Mercurous Nitrate 硝酸汞	饱合 Gathers full	20				A	A	A	A
		40				A	A		
		60				A	A		
		80				A	A		
		100				A	A		
Mercury 汞		20	A	A	A	A	A	A	A
		40	A	A	A	A	A		
		60	A	A	A	A	A		
		80		A	A	A	A		
		100				A	A		

化学品	浓度%	温度°C	UPVC	CPVC	FRPP	PVDF	PTFE	FKM	EPDM
Methane 甲烷		20				A	A	A	A
		40				A	A		
		60				A	A		
		80				A	A		
		100				A	A		
Methyl Alcihol 甲醇	纯Pure	20	A	A	A	A	A	B	A
		40	B	B	A	A	A	B	A
		60	B	B	A	A	A	C	A
		80			B	A	A	C	B
		100				A	A	C	
Methyl Chloride 氯甲烷		20				A	A	X	B
		40				A	A		
		60				A	A		
		80				A			
		100				A			
Monochlor acetic Acid 氯醋酸	50	20	A	A	B	A	A	B	C
		40	B	B	B	A	A	X	
		60	B	B	X	B	A		
		80				B	A		
		100				C	A		
Monochioro benxene 氯苯		20			B	A	A	A	X
		40			C	A	A		
		60				B	A		
		80				B	A		
		100				C	A		
Nickel Chloride 氯化镍	饱合 Gathers full	20	A	A	A	A	A	A	A
		40	A	A	A	A	A	A	A
		60	A	A	A	A	A	A	A
		80		A	A	A	A	A	A
		100		B		A	A	A	B
Nickel Nitrate 硝酸镍	饱合 Gathers full	20				A	A	A	A
		40				A	A	A	A
		60				A	A	A	A
		80				A	A	A	A
		100				A	A	A	A
Nickel Sulfate 硫酸镍	饱合 Gathers full	20	A	A	A	A	A	A	A
		40	A	A	A	A	A	A	A
		60	A	A	A	A	A	A	A
		80		B	B	A	A	A	A
		100		B		A	A	B	B
Nitric Acid 硝酸	10	20	A	A	A	A	A	A	A
		40	A	A	A	A	A	A	A
		60	A	A	A	A	A	A	B
		80	X	A	A	A	A	A	X
		100		B	B	A	A	A	
Nitric Acid 硝酸	30	20	A	A	A	A	A	A	B
		40	A	A	A	A	A	A	B
		60	B	B	B	A	A	B	X
		80	X	B	B	A	A	C	
		100		C	B	A	A	C	
Nitric Acid 硝酸	50	20	A	A	A	A	A	A	X
		40	B	B	A	A	A	B	
		60	B	C	B	A	A	C	
		80	X	X	X	B	A	X	
		100		X		B	A		
Nitric Acid 硝酸	70	20	A	B	C	A	A	C	X
		40	B	B	X	A	A	X	
		60	C	C		A	A		
		80	X	X		B	A		
		100				C	A		
Oleic Acid 油酸		20	A	B	A	A	A	A	X
		40	A	B	A	A	A	A	
		60	B	B	A	A	A	A	
		80			A	A	A	A	
		100				A	A	A	

化学品	浓度%	温度°C	UPVC	CPVC	FRPP	PVDF	PTFE	FKM	EPDM
Oleum 发烟硫酸		20	X	X	X	X	A	X	X
		40					A		
		60							
		80							
		100							
Oxalic Acid 草酸	50	20	A	A	A	A	A	A	A
		40	A	A	A	A	A		
		60	A	A	A	A	A		
		80		A	A	A	A		
		100				A	A		
Palmitic Acid 十六酸	70	20			A	A	A	A	B
		40			A	A	A		
		60			A	A	A		
		80			B	A	A		
		100				A	A		
Paraffin 石蜡		20	A	A	A	A	A	B	X
		40				A	A		
		60				A	A		
		80				A	A		
		100				A	A		
Perchloro ethylene 四氯乙烯	纯pure	20				A	A		
		40				A	A		
		60				A	A		
		80				A	A		
		100				A	A		
Perchloric Acid 过氯酸	10	20	A	A	A	A	A	A	B
		40	A	A	B	A	A		
		60	B	B		A	A		
		80		B		A	A		
		100				A	A		
Phenol 苯酚		20	A	A	A	A	A	B	A
		40	B	B	A	A	A		
		60	B		B	B	A		
		80			C	X	A		
		100					A		
Phosphoric Acid 磷酸	80	20	A	A	A	A	A	A	A
		40	A	A	A	A	A	A	A
		60	A	B	A	A	A	A	A
		80		C	C	A	A	A	A
		100				A	A		
Phosphorus Pentoxide 五氧化二磷		20	A	A	A	A	A		
		40				A	A		
		60				A	A		
		80				A	A		
		100				A	A		
Phosphorus yellow 黄磷		20	A	A	A	A	A		
		40				A	A		
		60				A	A		
		80				A	A		
		100				A	A		
Plating Solutions (Cadmium) 镀溶液镉		20	A	A	X	A	A	A	A
		40	A	A		A	A		
		60	A	A		A	A		
		80		B		A	A		
		100				A	A		
Plating Solutions (Chrome) 镀溶液铬		20	A	A	X	A	A	A	A
		40	A	A		A	A		
		60	B	A		A	A		
		80		B		A	A		
		100				A	A		
Plating Solutions (Codder) 镀溶液铜		20	A	A	A	A	A	A	A
		40	A	A	A	A	A		
		60	B	A	A	A	A		
		80		A	A	A	A		
		100				A	A		

化学品	浓度%	温度°C	UPVC	CPVC	FRPP	PVDF	PTFE	FKM	EPDM
Plating Solutions (Gold) 镀溶液金		20	A	A	X	A	A	A	A
		40	A	A		A	A		
		60	A	A		A	A		
		80				A	A		
		100				A	A		
Plating Solutions (Lead) 镀溶液铅		20	A	A	A	A	A	A	A
		40	A	A	A	A	A		
		60	A	A	A	A	A		
		80				A	A		
		100				A	A		
Plating Solutions (Nickel) 镀溶液镍		20	A	A	A	A	A	A	A
		40	A	A	A	A	A		
		60	A	A	A	A	A		
		80				A	A		
		100				A	A		
Plating Solutions (Rkodium) 镀溶液铑		20	A	A	A	A	A	A	A
		40	A	A	A	A	A		
		60	A		A	A	A		
		80				A	A		
		100				A	A		
Plating Solutions (Silver) 镀溶液银		20				A	A	A	A
		40				A	A		
		60				A	A		
		80					A		
		100					A		
Plating Solutions (Tin) 镀溶液锡		20	A	A	A	A	A	A	A
		40	A	A	A	A	A	A	A
		60	B	B	B	A	A	A	B
		80			A	A	B		
		100			A	A			
Potash 碳酸钾		20	A	A	A	A	A	A	A
		40	A	A	A	A	A	A	A
		60	A	A	A	A	A	A	A
		80		A	A	A	A	A	A
		100				A	A	A	
Potassium Acetate 醋酸钾	饱合 Gathers full	20	A	A	A	A	A	A	A
		40				A	A		
		60				A	A		
		80				A	A		
		100				A	A		
Potassium Aluminrm Sulfate 硫酸铝钾		20	A	A	A	A	A	A	A
		40	A	A	A	A	A	A	A
		60	A	A	A	A	A	A	A
		80		A	A	A	A	A	A
		100				A	A	A	
Potassium Bicarbonate 重碳酸钾	饱合 Gathers full	20	A	A	A	A	A	A	A
		40	A	A	A	A	A	A	A
		60	A	A	A	A	A	A	A
		80	A	A	A	A	A	A	A
		100				A	A	A	
Potassium Bisulfate 酸性硫酸钾		20	A	A	A	A	A	A	A
		40	A	A	A	A	A	A	A
		60	A	A	A	A	A	A	A
		80		B	A	A	A	A	A
		100				A	A	A	
Potassium Borate 偏硼酸钾		20	A	A	A	A	A	A	A
		40	A	A	A	A	A	A	A
		60	A	A	A	A	A	A	A
		80		A	A	A	A	A	A
		100				A	A	A	
Potassium Bromate 溴酸钾		20	A	A	A	A	A		
		40	A	A	A	A	A		
		60	A	A	A	A	A		
		80		B	B	A	A		
		100				A	A		

化学品	浓度%	温度°C	UPVC	CPVC	FRPP	PVDF	PTFE	FKM	EPDM
Potassium Bromide 溴化钾		20	A	A	A	A	A	A	A
		40	A	A	A	A	A	A	A
		60	A	A	A	A	A	A	A
		80		A	A	A	A	A	A
		100				A	A	A	
Potassium Carbonate 碳酸钾		20	A	A	A	A	A	A	A
		40	A	A	A	A	A	A	A
		60	A	A	A	A	A	A	A
		80		A	A	A	A	A	A
		100				A	A	A	
氯酸钾potassium Chlorate (Aoreous) 含水的		20	A	A	A	A	A	A	A
		40	A	A	A	A	A	A	A
		60	B	A	A	A	A	A	
		80		B	B	A	A		
		100				A	A		
Potassium Choride 氯化钾		20	A	A	A	A	A	A	A
		40	A	A	A	A	A	A	A
		60	A	A	A	A	A	A	A
		80		A	A	A	A	A	A
		100				A	A	A	
Potassium Chromate 铬酸钾		20	A	A	A	A	A	A	A
		40	A	A	A	A	A	A	A
		60	B	B	A	A	A	A	A
		80		B	B	A	A	A	A
		100				A	A	A	
钾Potassium Copper Cyanide 氰化钾		20	A	A	A	A	A	A	A
		40	A	A	A	A	A	A	A
		60	A	A	A	A	A	A	A
		80		B	A	A	A	A	A
		100			B	A	A	A	B
Potassium Fluoride 氟化钾		20	A	A	A	A	A	A	A
		40				A	A	A	A
		60				A	A	A	A
		80				A	A	A	A
		100				A	A	A	
Potassium Hydroxide 氢氧化钾	25	20	A	A	A	A	A	X	A
		40	A	A	A	A	A		
		60	A	A	A	B	A		
		80		B	A	C	A		
		100				X	A		
Potassium Hypochlorite 次氯酸钾		20	A	A		A	A	A	A
		40	A	A		A	A		
		60	A			A	A		
		80				A	A		
		100				A	A		
Potassium Iodide 碘化钾		20	A	A	A	A	A	A	A
		40	A	A	A	A	A	A	A
		60	A	A	A	A	A	A	A
		80		A	A	A	A	A	A
		100				A	A	A	
Potassium Nitrate 硝酸钾		20	A	A		A	A	A	A
		40	A	A		A	A	A	A
		60	A	A		A	A	A	A
		80				A	A	A	A
		100				A	A	A	
Potassiumm perchlorate 过氯酸钾		20	A	A	A	A	A		
		40	A	A	A	A	A		
		60	A	A	A	A	A		
		80		B	B	A	A		
		100				A			
Potassiumm Permanganate 过锰酸钾	25	20	A	A	A	A	A	A	A
		40	A	A	A	A	A	A	A
		60	B	A	A	A	A	A	
		80		B	B	A	A		
		100				A	A		

化学品	浓度%	温度°C	UPVC	CPVC	FRPP	PVDF	PTFE	FKM	EPDM
Potassium Persulfate 高硫酸钾		20	A	A	A	A	A		
		40				A	A		
		60				A	A		
		80				A	A		
		100				A	A		
Potassium Sulfate 硫酸钾	纯Pure	20	A	A	A	A	A	A	A
		40	A	A	A	A	A	A	A
		60	A	A	A	A	A	A	A
		80		A	A	A	A	A	B
		100				A	A	A	
Sewage 污水		20	A	A	A	A	A	A	A
		40	A	A	A	A	A	A	A
		60	A	A	A	A	A	A	A
		80		A	A	A	A	A	
		100				A	A		
Silicic Acid 矽酸		20	A	A	A	A	A	A	A
		40	A	A	A	A	A	A	A
		60	A	A	A	A	A	A	A
		80		A	A	A	A	A	A
		100				A	A	A	
Silver Cyanide 氰化银		20	A	A	A	A	A	A	A
		40	A	A	A	A	A	A	A
		60	A	A	A	A	A	A	A
		80		A	A	A	A		
		100				A	A		
Silver Nitrate 硝酸银		20	A	A	A	A	A	A	A
		40	A	A	A	A	A	A	A
		60	A	A	A	A	A	A	A
		80		A	A	A	A	A	A
		100				A	A		
Silver Sulfate 硫酸银		20	A	A	A	A	A	A	A
		40	A	A	A	A	A	A	A
		60	A	A	A	A	A	A	A
		80		A		A	A	A	A
		100				A	A	A	
Sodium 钠		20	A	A	A	A	A	A	A
		40	A	A	A	A	A	A	A
		60	A	A	A	A	A	A	A
		80	B	B	A	A	A	A	
		100				A	A	A	B
Sodium Acetate 乙酸钠	饱合 Gathers full	20	A	A	A	A	A	B	A
		40	A	A	A	A	A	C	A
		60	A	A	A	A	A	C	A
		80		A	A	A	A		A
		100				A	A		
Sodium Bicarbonate 重碳酸钠		20	A	A	A	A	A	A	A
		40	A	A	A	A	A	A	A
		60	A	A	A	A	A	A	A
		80		A	A	A	A	A	A
		100				A	A	A	B
Sodium Bichromate 重铬酸钠	饱合 Gathers full	20	A	A	A	A	A	A	A
		40	A	A	A	A	A	A	A
		60	A	A	A	A	A	A	A
		80		B	B	A	A	A	A
		100				A	A	A	
Sodium Bisulfite 酸式亚硫酸钠		20	A	A	A	A	A	A	A
		40	A	A	A	A	A	A	A
		60	A	A	A	A	A	A	A
		80		B	B	A	A	A	A
		100				A	A	A	B
Sodium Borate 四硼酸钠	饱合 Gathers full	20			A	A	A	A	A
		40			A	A	A	A	A
		60			A	A	A	A	A
		80			A	A	A	A	
		100			A	A	A		

化学品	浓度%	温度°C	UPVC	CPVC	FRPP	PVDF	PTFE	FKM	EPDM
Sodium Bromide 溴化钠	饱合 Gathers full	20	A	A	A	A	A		
		40	A	A	A	A	A		
		60	A	A	A	A	A		
		80		A	A	A	A		
		100				A	A		
Sodium Carbonate 碳酸钠		20	A	A	A	A	A	A	A
		40	A	A	A	A	A	A	A
		60	A	A	A	A	A	A	A
		80		A	A	A	A	A	A
		100				A	A	A	
Sodium Nitrate 氯酸钠	饱合 Gathers full	20	A	A	A	A	A	A	A
		40	A	A	A	A	A		
		60	A	A	A	A	A		
		80		B	B	A	A		
		100				A	A		
Sodium Chloride 氯化钠		20	A	A	A	A	A	A	A
		40	A	A	A	A	A	A	A
		60	A	A	A	A	A	A	A
		80		A	A	A	A	A	A
		100				A	A		
Sodium Cyanide 亚氰酸钠	25	20	X	X	X	B	B	X	X
		40				C	B		
		60				X	B		
		80					B		
		100					B		
Sodium Cyanide (Solution) 溶液氰化钠		20	A	A	A	A	A	A	A
		40	A	A	A	A	A	A	A
		60	A	A	A	A	A	A	A
		80		B	B	A	A	A	A
		100				A	A	B	B
Sodium Ferricyanide 铁氰化钠	饱合 Gathers full	20	A	A	A	A	A	A	A
		40	A	A	A	A	A	A	A
		60	B	A	A	A	A	A	A
		80		B	B	A	A		
		100				A	A		
Sodium Ferrocyanide 亚铁氰化钠	饱合 Gathers full	20	A	A	A	A	A	A	A
		40	A	A	A	A	A	A	A
		60	B	A	A	A	A	A	A
		80		B	B	A	A		
		100				A	A		
Sodium Fluoride 氟化钠		20	A	A	A	A	A	A	A
		40	A	A	A	A	A	A	A
		60	A	A	A	A	A	A	A
		80				A	A		
		100				A	A		
Sodium Hydroxide 氢氧化钠	15	20	A	A	A	A	A	C	A
		40	A	A	A	A	A	C	A
		60	A	A	A	B	A	X	A
		80		B	B	C	A		B
		100				X	A		
Sulfuric Hydroxide 氢氧化钠	30	20	A	A	A	A	A	C	A
		40	A	A	A	A	A	X	A
		60	A	A	A	B	A		A
		80		B	B	C	A		A
		100				X	A		B
Sulfuric Hydroxide 氢氧化钠	50	20	A	A	A	A	A	X	A
		40	A	A	A	B	A		A
		60		A	A	C	A		A
		80		B	B	X	A		A
		100			B		A		B
Sulfuric Hydroxide 氢氧化钠	70	20			B	A	A	X	A
		40			B	B	A		
		60			B	C	A		
		80			B	X	A		
		100					A		

化学品	浓度%	温度°C	UPVC	CPVC	FRPP	PVDF	PTFE	FKM	EPDM
Sodium Hypo chlorite 次氯酸钠	13	20	A	A	B	A	A	X	X
		40	A	A	B	A	A		
		60	B	B	C	B	A		
		80					A		
		100					A		
Sodium Metasilicate 矽酸钠		20	A	A	A	A	A	A	A
		40	A	A	A	A	A	A	A
		60	A	A	A	A	A	A	A
		80		A	A	A	A	A	A
		100		B	B	A	A	A	B
Sodium Nitrate 硝酸钠	饱合 Gathers full	20	A	A	A	A	A	A	A
		40	A	A	A	A	A	A	A
		60	A	A	A	A	A	A	A
		80		A	A	A	A	A	A
		100				A	A	A	
Sodium Nitrite 亚硝酸钠	饱合 Gathers full	20	A	A	A	A	A	A	A
		40	A	A	A	A	A	A	A
		60	B	A	A	A	A	A	A
		80		B	A	A	A	A	A
		100				A	A	A	
Sodium Perchorate 过氯酸钠		20	A	A	A	A	A		
		40	A	A	A	A	A		
		60	B	A	A	A	A		
		80		B	B	A	A		
		100				A	A		
Sodium peroxide 过氧化钠		20	A	A	A	A	A		
		40	A	A	A	A	A		
		60	B	A	A	A	A		
		80		B	B	A	A		
		100				A	A		
Sodium Phosphate Acid 酸性磷酸钠		20	A	A	A	A	A	A	A
		40	A	A	A	A	A	A	A
		60	B	A	A	A	A	A	A
		80		B		A	A	A	A
		100				A	A	B	
Sodium Phosphate Aikalne 碱性磷酸钠		20	A	A	A	A	A	A	A
		40	A	A	A	A	A	A	A
		60	A	A	A	A	A	A	A
		80		A	A	A	A	A	A
		100				A	A	A	
Sodium Phosphate Neutral 中和性磷酸钠		20	A	A	A	A	A	A	A
		40	A	A	A	A	A	A	A
		60	A	A	A	A	A	A	A
		80		B	A	A	A	A	A
		100				A	A	B	
Sodium Sulfate 硫酸钠	饱合 Gathers full	20	A	A	A	A	A	A	A
		40	A	A	A	A	A	A	A
		60	A	A	A	A	A	A	A
		80		A	A	A	A	A	A
		100				A	A	A	
Sodium Sulfide 硫化钠		20	A	A	A	A	A	A	A
		40	A	A	A	A	A	A	A
		60	B	A	A	A	A	A	A
		80			A	A	A	A	A
		100				A	A	B	
Sodium Thiocyanate 硫氰化钠		20	A	A	A	A	A	A	A
		40	A	A	A	A	A	A	A
		60	A	A	A	A	A	A	A
		80				A	A	A	
		100				A	A		
Sodium Thiosulfate 硫代硫酸钠		20	A	A	A	A	A	A	A
		40	A	A	A	A	A	A	A
		60	A	A	A	A	A	A	A
		80		B	A	A	A	B	A
		100				A	A	A	B

化学品	浓度%	温度°C	UPVC	CPVC	FRPP	PVDF	PTFE	FKM	EPDM
Stannous Chloride (Tinll Chloride) 氯化亚锡		20	A	A	A	A	A		B
		40	A	A	A	A	A		B
		60	A	A	A	A	A		
		80		B	B	A	A		
		100				A	A		
Stearic Acid 十八酸		20	A	A	B	A	A	A	X
		40	A	A	B	A	A	A	
		60	B	A	B	A	A	B	
		80		B	C	A	A	C	
		100				A	A		
Succinic Acid 丁二酸		20	A	A	A	A	A	A	A
		40	A	A	A	A	A		
		60	A	A	A	A	A		
		80		B	B	A	A		
		100				A	A		
Sulfite Liquor 亚硫酸盐发液	6	20	A	A	A	A	A	A	A
		40	A	A	A	A	A	A	A
		60	A	A	A	A	A	A	A
		80		A	A	A	A		
		100				A	A		
Sulfur 硫磺		20	A	A		A	A	A	C
		40	A	A		A	A		
		60	B	A		A	A		
		80		B		A	A		
		100				A	A		
Sulfur Dioxide 二氧化硫	干 Dry	20	A	A	A	A	A	A	A
		40	A	A	A	A	A		
		60	B	A	A	A	A		
		80		A	A	A	A		
		100				A	A		
Sulfur Dioxide 二氧化硫	湿 Water	20	A	A	A	A	A	A	A
		40	A	A	A	A	A	A	A
		60	B	A	A	A	A	A	A
		80		B	B	A	A		
		100				A	A		
Sulfuric Acid 硫酸		20	A	A	A	A	A	A	A
		40	A	A	A	A	A	A	A
		60	A	A	A	A	A	A	A
		80		A	B	A	A	A	B
		100				A	A	B	X
Sulfuric Acid 硫酸		20	A	A	A	A	A	A	A
		40	A	A	A	A	A	A	A
		60	A	A	A	A	A	A	B
		80		A	B	A	A	A	B
		100				A	A	B	C
Sulfuric Acid 硫酸		20	A	A	A	A	A	A	A
		40	A	A	A	A	A	A	A
		60	B	B	B	A	A	A	B
		80		C	B	A	A	B	C
		100				B	A	C	
Sulfuric Acid 硫酸		20	A	A	A	A	A	A	A
		40	B	A	A	A	A	A	B
		60	B	B	B	A	A	A	C
		80		C	B	A	A	B	X
		100				B	B	B	
Sulfuric Acid 硫酸		20	A	A	C	A	A	A	X
		40	B	B		A	A	C	
		60	C	C		A	B	C	
		80				B	B		
		100				C	B		
Sulfurous Acid 亚硫酸		20	A	A	A	A	A	A	A
		40	A	A	A	A	A	A	A
		60	A	A	A	A	A	A	A
		80		B	A	A	A	B	A
		100		C	B	B	A	C	B

化学品	浓度%	温度°C	UPVC	CPVC	FRPP	PVDF	PTFE	FKM	EPDM
Tartaric Acid (Dioxysuccinic Acid) 酒石酸		20	A	A	A	A	A	A	A
		40	A	A	A	A	A		A
		60	B	B	B	A	A		A
		80		B	C	A	A		A
		100			X	A	B		
Tetrachlor oethaen 四氯乙烷	纯 Pure	20				A	A	A	X
		40				A	A		
		60				A	A		
		80				A	A		
		100				A	A		
Tetrachlo- roethaen 四氯乙烷		20				A	A	A	X
		40				A	A		
		60				A	A		
		80				A	A		
		100				A	A		
Trichloroacetic Acid 三氯乙酸		20			A	A	A	X	X
		40			A	B	A		
		60			A	C	A		
		80				X			
		100							
Urine 尿		20	A	A	A	A	A	A	A
		40	A	A	A	A	A		
		60	A	A	A	A	A		
		80		A	A	A	A		
		100				B	A		
Vaseline (Petro latum) 凡士林		20	A	A	A	A	A	A	X
		40	A	A	A	A	A		
		60	A	A	A	A	A		
		80		A	A	A	A		
		100				A	A		
Vinegar 醋		20	A	A	A	A	A	A	A
		40	A	A	A	A	A	A	A
		60	A	A	A	A	A	A	A
		80				A	A		
		100				B	A		
Vinyl Acetate 醋酸乙烯脂		20	X	X		A	A	X	B
		40				A	A		
		60				A	A		
		80				A	A		
		100				A	A		
Water (salt Water)盐水	饱合 Gathers full	20	A	A	A	A	A	A	A
		40	A	A	A	A	A	A	A
		60	A	A	A	A	A	A	A
		80		A	A	A	A	A	A
		100				A	A		
Water (Sea Water) 海水		20	A	A	A	A	A	A	A
		40	A	A	A	A	A	A	A
		60	A	A	A	A	A	A	A
		80		A	A	A	A	A	A
		100				A	A		
Water (Sewage Water) 污水		20	A	A	A	A	A	A	A
		40	A	A	A	A	A	A	A
		60	A	A	A	A	A	A	A
		80		A	A	A	A		
		100				A	A		
White Liquor 烧卤液		20	A	A	A	A	A	A	A
		40	A	A	A	A	A	A	A
		60	B	B	B	A	A		A
		80				A	A		A
		100				A	A		
Zinc Chloride 氯化锌		20	A	A	A	A	A	A	A
		40	A	A	A	A	A	A	A
		60	A	A	A	A	A	A	A
		80		A	A	A	A	A	A
		100				A	A	A	B

产品耐腐蚀性能表
The product corrosion resisting function watch

化学品	浓度%	温度°C	UPVC	CPVC	FRPP	PVDF	PTFE	FKM	EPDM
Zinc Nitrate 硝酸锌		20	A	A	A	A	A	A	A
		40	A	A	A	A	A	A	A
		60	A	A	A	A	A	A	A
		80		A	A	A	A	A	A
		100				A	A	A	
Zinc Sulfate 硫酸锌		20	A	A	A	A	A	A	A
		40	A	A	A	A	A	A	A
		60	A	A	A	A	A	A	A
		80		A	A	A	A	A	A
		100				A	A	A	
Hydrochloric Acid 氢氯酸 Allyl Chloride 3-氯丙烯	36 12 PPM	20	B	B	B	A	A	B	B
		40	B	B	B	A	A	B	B
		60	B	B	B	A	A	B	C
		80		B	B	A	A	B	
		100				B	A	C	
Hydrochloric Acid 氢氯酸 Benzene 苯	36 54 PPM	20	B	B	B	A	A	B	B
		40	B	B	B	A	A	B	B
		60			B	A	A	B	C
		80				A	A	B	
		100				B	A	C	
Hydrochloric Acid 氢氯酸 Chloroben-zene 氯苯	18 490 PPM	20	A	A	A	A	A	B	B
		40	B	B	B	A	A	B	C
		60	B	B	B	A	A	B	
		80		B	B	A	A	C	
		100				A	A		
Hydrochloric Chloroben-zene 氯苯	36 890 PPM	20	B	C	B	A	A	B	C
		40	B		B	A	A	B	C
		60				A	A	C	
		80				A	A		
		100				B	A		
Hydrofluoric Acid 氢氟酸 Chromlum Sulfate Sodium Silicofluoride 氟矽化钠	200 g/1 1 g/1 12 g/1	20	A	A	X	A	A	X	X
		40	B	B		A	A		
		60	B	B		A	A		
		80		B		A	A		
		100				A	A		
Hydrofluoric Acid 氢氟酸 Sulfate Sodium Silicofluoride 氟矽化钠 Oxalic Acird 草酸	350 g/1 17 g/1 1 g/1	20	A	A	X	A	A	X	X
		40	B	B		A	A		
		60	C	C		A	A		
		80				A	A		
		100				A	B		
Hydrofluoric Acid 氢氟酸 Ferrous Chloride 氯化亚铁	25 28	20				A	A		A
		40				A	A		A
		60				A	A		A
		80				A	A		B
		100				A	A		
Hydrochloric Acid 氢氯酸 hydrochloric Acid 氢氯酸	10 15	20	A	A		A	A		
		40	B	B		A	A		
		60	B	B		A	A		
		80	X	X		A	A		
		100				B	A		
Hydrochloric Acid 氢氯酸 hydrochloric Acid 氢氯酸	18 20	20	A	A		A	A		
		40	B	B		A	A		
		60	B	B		A	A		
		80		B		A	A		
		100		X		B	B		
Hydrochloric 氢氯气 Nitric Acid 硝酸	20 50	20	A	A	B	A	A	A	B
		40	A	A	C	A	A	B	
		60	B	B	X	A	A		
		80		C		A	A		
		100				A	A		
Hydrochloric Acid 氢氯酸 Orthochloro Phenal	36 170 PPM	20	B	B	B	A	A	B	B
		40	B	B	B	A	A	B	B
		60	B	B	B	A	A	B	C
		80				A	A	B	
		100				B	A	C	

化学品	浓度%	温度°C	UPVC	CPVC	FRPP	PVDF	PTFE	FKM	EPDM
Hydrochloric 氢氧气 Solturic Acid	36 98	20	B	B	X	A	A	X	X
		40	X	X		A	A		
		60				A	A		
		80				B	A		
		100				C	A		
Hydrochloric Acid 氢氯气 Sulfuric Acid	20 5	20	A	A	A	A	A	A	A
		40	A	B	A	A	A	A	A
		60	B	B	A	A	A	A	A
		80		B	B	A	A	A	B
		100				A	A		
Hydrochloric Acid 氢氯酸 Sulfuric Acid	36 98	20	A	A	A	A	A	X	X
		40	A	B	A	A	A		
		60	B	B	B	A	A		
		80		B	B	A	A		
		100				A	A		
Hydrochloric Acid 氢氟酸 Ammonium Fluoride 氟化铵	250 g/1 8 g/1	20	A	A	X	A	A	X	X
		40	A	A		A	A		
		60	B	B		A	A		
		80		C		A	A		
		100				A	A		
Hydrochloric Acid 氢氟酸 Ferric Chloride 氯化铁	25 28	20	A	A	A	A	A	A	A
		40	A	A	A	A	A	A	A
		60	A	A	A	A	A	A	A
		80		A	A	A	A	B	B
		100		B	B	A	A	C	C
Hydrochloric Acid 氢氟酸 Ferric Chloride 氯化铁	20 28	20				A	A	A	A
		40				A	A	A	A
		60				A	A	A	A
		80				A	A	B	B
		100				A	A	C	C
Nitric Acid 硝酸 Hydrofluoric Acid 氢氟酸	15 3	20	A	A	A	A	A		
		40	A	A	A	A	A		
		60	B	B	B	A	A		
		80	X	X		A	A		
		100	X	X		A	A		
Nitric Acid 硝酸 Hydrofluoric Acid 氢氟酸	15 5	20	A	A	A	A	A	A	A
		40	A	A	A	A	A	A	B
		60	B	C	X	A	A	B	
		80	X	X		A	A	B	
		100				A	A	C	
Nitric Acid 硝酸 Hydrofluoric Acid 氢氟酸	15 10	20	A	B	B	A	A		
		40	B	C	B	A	A		
		60	B	C		A	A		
		80	X	X		A	A		
		100				B	A		
Nitric Acid 硝酸 Hydrofluoric Acid 氢氟酸	15 15	20	A	B	B	A	A		
		40	B	C	B	A	A		
		60	B	C		A	A		
		80	X	X		A	A		
		100				B	A		
Nitric Acid 硝酸 Hydrofluoric Acid 氢氟酸	5 20	20	A	A		A	A		
		40	B	B		A	A		
		60	B	B		A	A		
		80	X	B		A	A		
		100		X		B	A		
Nitric Acid 硝酸 Sulfuric Acid	50 100g 50 100g	20	B	B	B	A	A		
		40	X	X	X	A	A		
		60				A	A		
		80				A	A		
		100				A	A		
Sulfuric Acid Chromic Acid 铬酸	2 1	20	A	A	B	A	A	A	
		40	B	A	C	A	A	B	
		60	B	B	X	A	A	C	
		80		C		A	A	X	
		100				A	A		

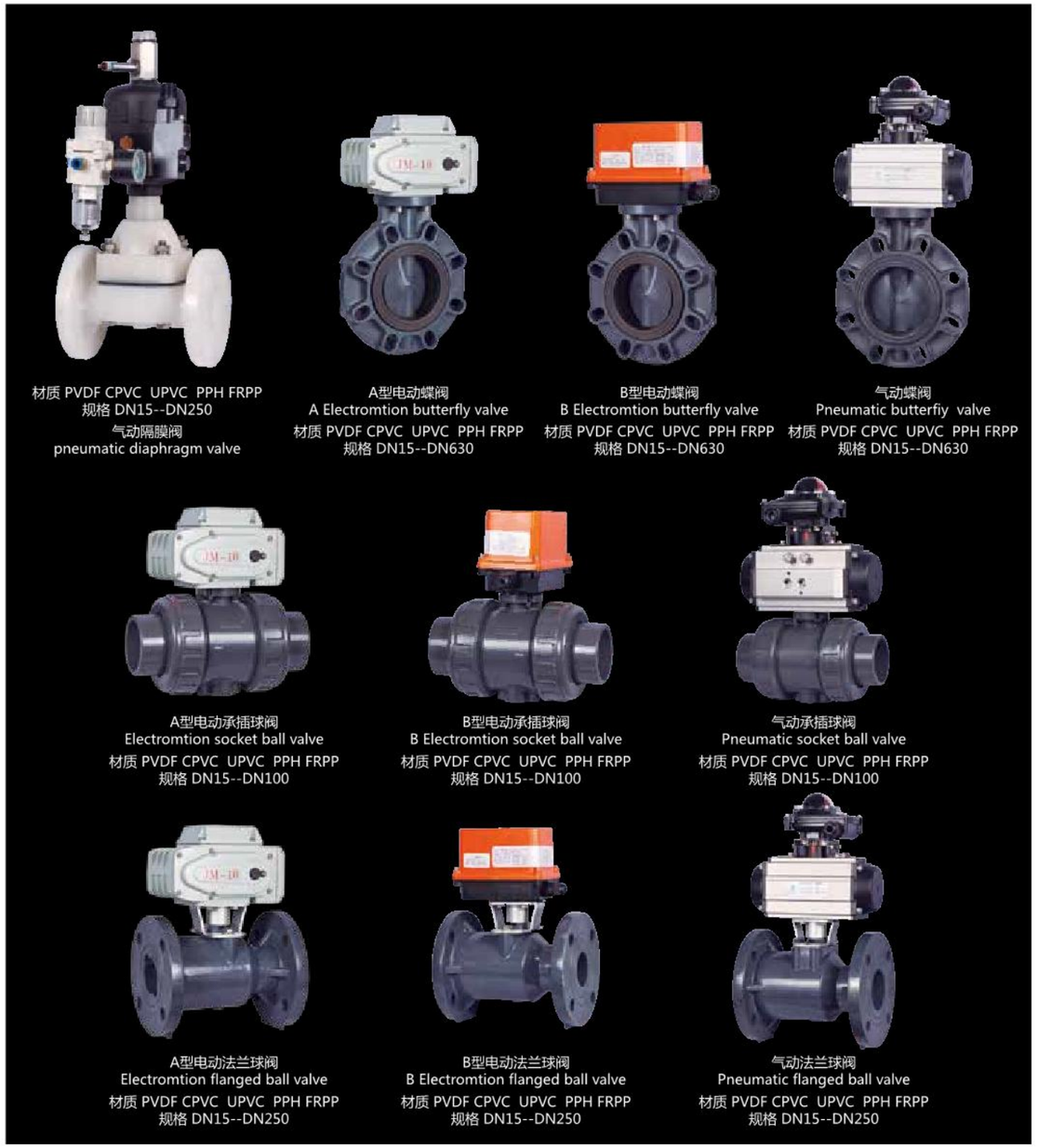

自动化阀门
Automatic valve

我公司致力自行开发和生产自动化阀门，包括了气动、电动隔膜阀、球阀、蝶阀，技术成熟，运行稳定，减少人工，以及特殊工况的需要。为工业4.0，添砖加瓦。实现“中国制造2025”。该产品广泛应用于化学制药、钢铁、食品加工、电子半导体产业、生物化工产业、环保水处理及石油化工等领域开启新篇章。
鼎耐紧跟时代的步伐，继续努力，创造未来。

Our company is committed to their own development and production automation valves, including pneumatic, electric diaphragm valve, ball valve, butterfly valve, mature technology, stable operation, reduce artificial, and the need of special working conditions. For industry 4.0, add brick. Achieve "made in China 2025". The product is widely used in chemical pharmaceutical, steel, food processing, electronic semiconductor industry, bio-chemical industry, environmental protection water treatment and petrochemical industry. Dingnai is fast to keep abreast of The Times, continue to work hard and create the future.